



Alicia Avenue, Wickford

Offers Over £340,000

- Lounge 15'8 x 15'2
- Kitchen 11'10 x 7'6
- Family Bathroom
- Garden to Rear
- Dining Room 11'4 x 7'6
- 3 First Floor Bedrooms
- Garage in Nearby Block

3 BEDROOM TERRACED. GARAGE IN NEARBY BLOCK. GARDEN TO REAR. 15'8 lounge. 11'4 dining room. 11'10 kitchen. Situated on the popular Shotgate area of Wickford set within easy access of local schools, shops, A127 and A130 is this 3 bedroom terraced property benefitting from accommodation including lounge 15'8 x 15'2, dining room 11'4 x 7'6, kitchen 11'10 x 7'6, 3 first floor bedrooms and bathroom. The property's specification includes double glazed windows and gas fired radiator heating (untested) and garage in nearby block. EPC Rating C, Basildon Council band C.



Council Tax Band:



Double glazed opaque door to:

ENTRANCE HALL

Double glazed opaque window to front. Tiling to floor. Radiator.

LOUNGE

15'8 x 15'2

Double glazed window to front. Radiator.

DINING ROOM

11'4 x 7'6

Double glazed French doors to rear garden. Radiator (untested).

KITCHEN

11'10 x 7'6

Double glazed window to rear. Range of base and wall mounted units providing drawer and cupboard space with work top surface extending to incorporate inset sink unit with cupboard beneath. Recess for fridge freezer and washing machine. Built in oven, hob and extractor fan above (all untested). Tiling to floor.

FIRST FLOOR LANDING

BEDROOM ONE

12'8 x 8'6

Double glazed window to front. Built in treble wardrobe cupboards. Radiator (untested).

BEDROOM TWO

11' x 8'4

Double glazed window to rear. Radiator (untested). Fitted double wardrobe cupboards.

BEDROOM THREE

Double glazed window to front. Radiator (untested). Built-in cupboard.

BATHROOM

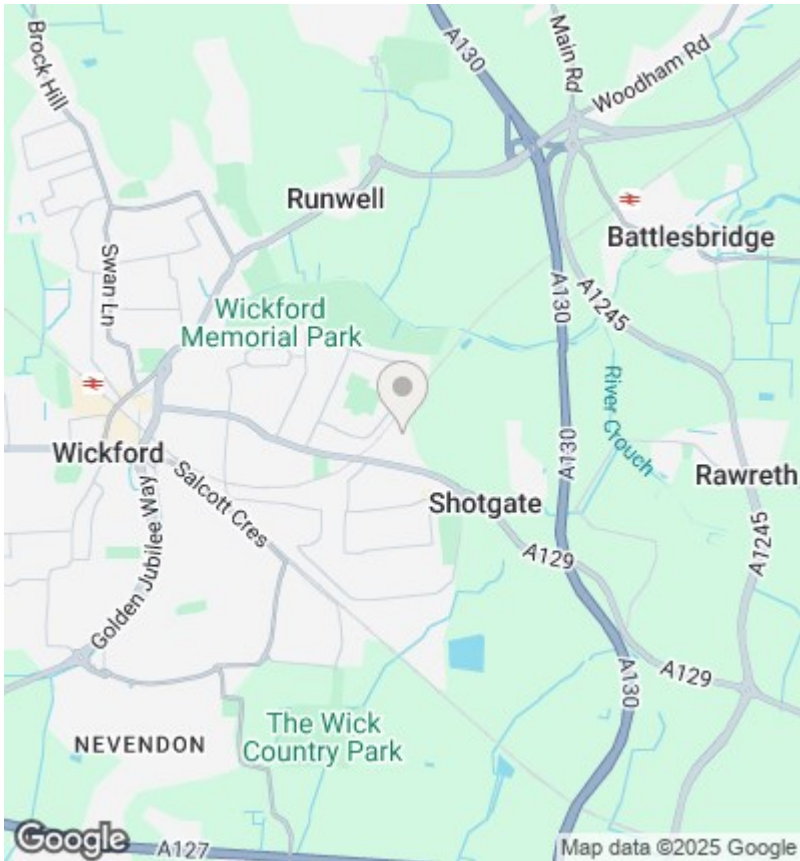
Double glazed opaque window to rear. Suite comprising of low level WC, pedestal wash hand basin and panel enclosed bath unit with shower (untested) and screen. Radiator/rail (untested). Vanity cupboard.

REAR GARDEN

Fencing to side and rear boundaries. Shed 15' x 12'. Gate to rear.

GARAGE IN NEARBY BLOCK



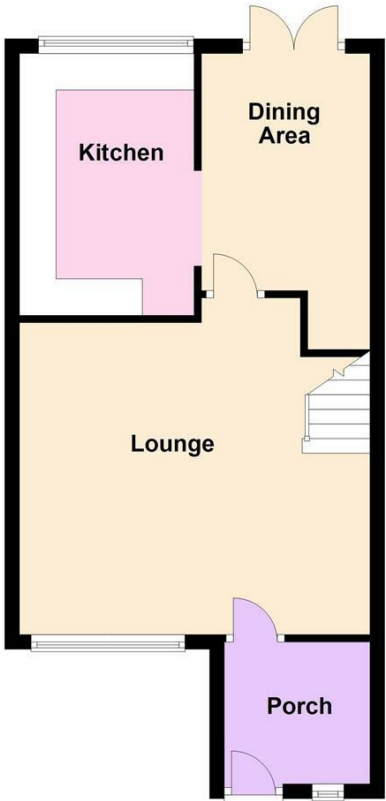


EPC Rating:
C

Energy Efficiency Rating		
	Current	Potential
Very energy efficient - lower running costs		
(92 plus) A		89
(81-91) B		
(69-80) C	74	
(55-68) D		
(39-54) E		
(21-38) F		
(1-20) G		
Not energy efficient - higher running costs		
England & Wales	EU Directive 2002/91/EC	

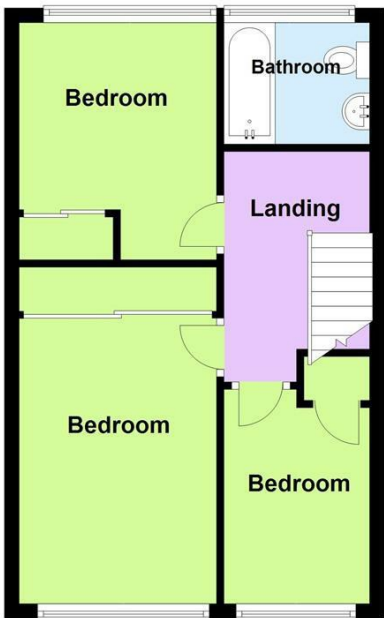
Ground Floor

Approx. 41.7 sq. metres (449.1 sq. feet)



First Floor

Approx. 38.4 sq. metres (413.1 sq. feet)



Total area: approx. 80.1 sq. metres (862.2 sq. feet)