


BOULTONS

Terrain Map



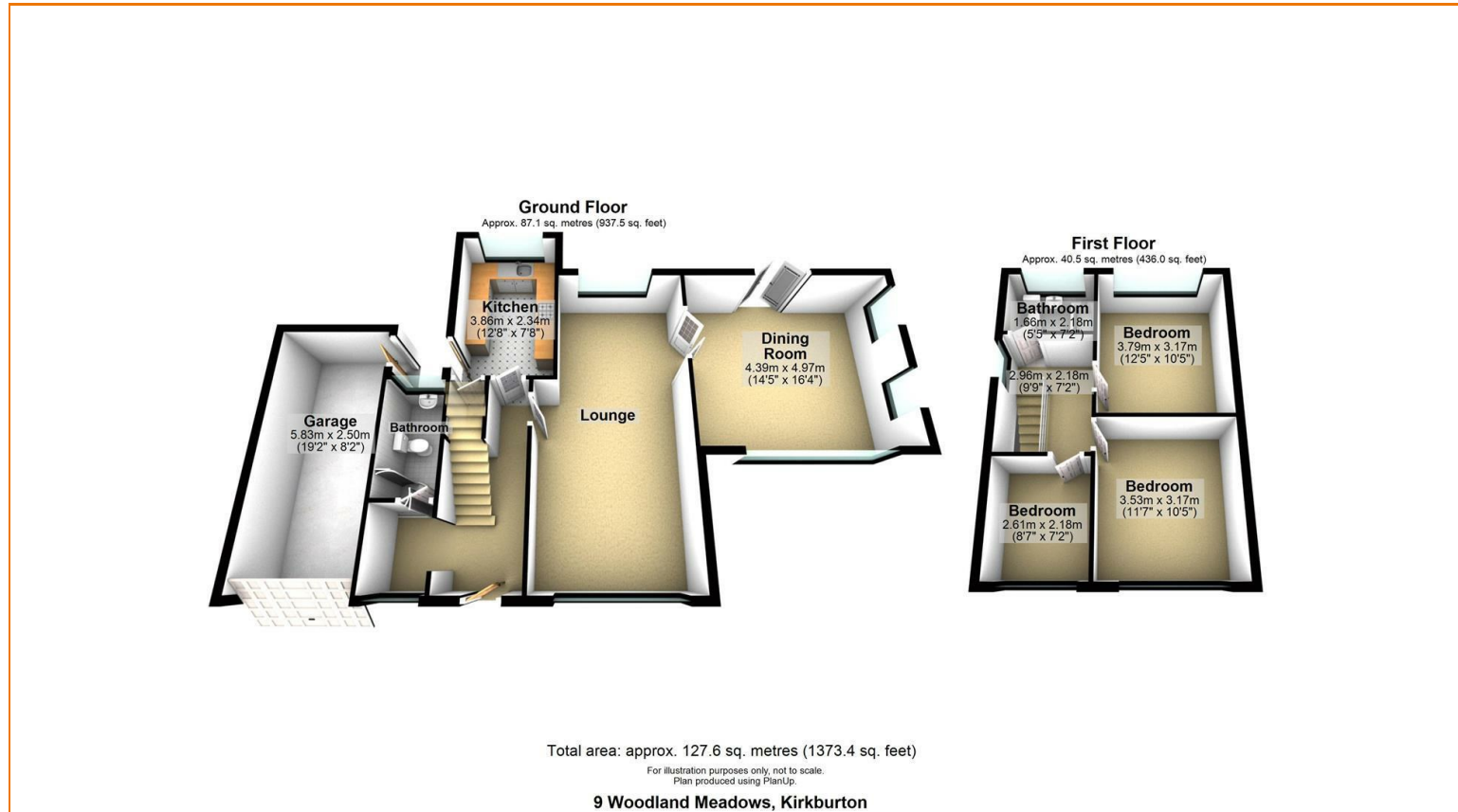
Hybrid Map



Terrain Map



Floor Plan



Woodland Meadows

Kirkburton, Huddersfield, HD8 0XQ

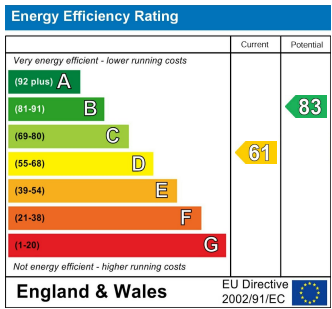
Offers Around £350,000



Viewing

Please contact our office on 01484 515029 if you wish to arrange a viewing appointment for this property or require further information.

Energy Efficiency Graph



CHARTERED SURVEYORS



AUCTIONEERS



ESTATE AGENTS



VALUERS



LETTING AND MANAGEMENT SPECIALISTS

sales@boultonsestateagents.co.uk • www.boultonsestateagents.co.uk

Registered in England no: 3604647 • Regulated by RICS



Woodland Meadows

Kirkburton, Huddersfield, HD8 0XQ

Offers Around £350,000



is head height cupboard storage and a centrally positioned dresser/drawers. You will also find a central heating radiator and a uPVC double glazed window positioned to the front elevation.

BEDROOM THREE

6'11" x 6'2" plus the entrance

There is a bulkhead cupboard unit which houses the cylinder and also doubles up as a linen cupboard. Central heating radiator and a uPVC double glazed window positioned to the front elevation.

HOUSE BATHROOM

5'4" x 7'0"

Fitted with a low flush wc, pedestal hand wash basin and panel bath with complementary tiled walls. Further a chrome effect, ladder style heated towel radiator and spotlights within the aqua board style ceiling. Positioned to the rear elevation is a uPVC double glazed window with privacy glass inset.

LANDING

6'4" x 9'6"

Having a uPVC double glazed window to the gable end allowing natural light into this area, continuation of the balustrade and newel post on display from the ground floor and a loft hatch giving access to the roof void (although this was not inspected at the time of the appraisal).

OUTSIDE

To the front of the property is a sweeping tarmac driveway leading to an attached single garage. Immediately to the front and side elevations are well stocked gardens including areas laid to lawn, planted pockets, flower beds and flagged pathways allowing easy perimeter access.

To the rear, the gardens are largely low maintenance with patio seating areas, slate bed sections, planted pockets, evergreens and established mature trees and shrubs.

GARAGE

8'2" x 17'9"

With gas and electric meters, fuse board, tap and a convenience door towards the rear adjacent to the storm porch area and the aforementioned access door, power and light.

COUNCIL TAX BAND E

TENURE

We understand the subject property is a freehold arrangement, further details can be obtained during the conveyancing process.

AGENTS NOTES

In our opinion the current living arrangements lend themselves to extension over the garage and ground floor bedroom/reception room and as such would require authority consents. Should interested parties wish to do so we can happily provide contacts for local architects who may be able to advise you.

USEFUL INFORMATION

Please see below some useful websites that will give you information about the mobile coverage and internet speed of the property you are viewing.

<https://checker.ofcom.org.uk/en-gb/mobile-coverage>

<https://www.openreach.com/fibre-checker>

<https://checker.ofcom.org.uk/en-gb/broadband-coverage>

A delightful detached home offering a wonderful opportunity, boasting two reception rooms, three bedrooms (potentially four if you use the ground floor reception room as a bedroom), and two bathrooms, this property provides ample space for comfortable living.

The absence of an upper chain simplifies the buying process, allowing for a smoother transition into your new abode.

One of the standout features of this property is its potential for extension, subject to planning permission. Imagine customizing and expanding this already lovely home to suit your needs and desires.

The attractive rear aspect of the house provides an lovely outlook and the low maintenance gardens are perfect for relaxing after a long day. Additionally, being situated in a sought-after village means you'll be part of a vibrant community with access to nearby schools, shops, and picturesque country walks.

Don't miss out on the chance to make this property your own and create an even more beautiful home in this most desirable location.

ACCOMMODATION

GROUND FLOOR

RECEPTION HALL

14'9" x 5'10"

Accessed via a composite double glazed door with an etched and leaded inset glazed panel. In turn this generous area gives access to the principle ground floor rooms and the first floor accommodation via a staircase with newel post and balustrade on display. There is cupboard storage area beneath the stairs, a central heating radiator, engineered oak floor covering.

BOOT & SHOE ROOM

4'4" x 4'11"

A bespoke seating area with shoe cupboard & storage beneath. There is a corner display unit within an alcove adjacent to a uPVC double glazed window which is positioned to the front elevation.

SHOWER ROOM

8'3" x 5'2"

Fitted with an oversized quadrant shower cubicle, low flush wc, pedestal hand wash basin. Part tiled splashbacks and contrasting tiled floor covering. There is a heated, chrome effect towel rail, spotlights within the ceiling, an extraction unit, loft hatch (not inspected at the appraisal) and a uPVC double glazed to the rear elevation with privacy glass inset.

LOUNGE & DINING AREA

24'0" x 11'8"

Enjoying good levels of natural light with uPVC double glazed windows positioned to both the front and rear elevations. The focal point for the room is a coal effect gas fire set within a traditional surround with a marble back and hearth. There are two central heating radiators and a pair of glazed double doors which lead through to the adjoining reception room.

RECEPTION ROOM/GF BEDROOM

16'2" x 14'2"

Another generous room which enjoys good levels of natural light due to the uPVC double glazed picture window to the front elevation and the uPVC double glazed patio doors and windows to the rear elevation from which an attractive outlook over the surrounding landscape can be enjoyed. Two head height uPVC double glazed windows with privacy glass inset are positioned to the gable end of the property and there is a radiator and loft hatch (not inspected at the time of the appraisal).

KITCHEN

12'11" x 7'11"

Fitted with a range of wall and base units finished in a dove grey colour scheme with complementary working surfaces. The kitchen is further equipped with a two ring electric hob and a two ring gas hob with integrated extractor over. In addition, you will find a fitted double oven, provision for a microwave and a stainless steel inset sink unit with drainer and mixer tap. There are part tiled splashbacks surrounding the preparation areas, plumbing for an automatic washing machine, a boiler concealed within one of the units and a uPVC double glazed window positioned to the rear elevation taking in the aforementioned views. Further party storage will be found beneath the stairs and there is a central heating radiator underneath a breakfast bar area. There is access to the exterior of the property via a traditional, timber framed glazed rear/side door giving access to the storm porch and garage,

FIRST FLOOR

BEDROOM ONE

11'2" x 10'6" to the wardrobes, plus the entrance

Enjoying a range of fitted bedroom furniture including dresser and drawers along with double sliding door fronted robes with full hanging and shelving. Central heating radiator and a uPVC double glazed windows positioned to the rear elevation which takes in lovely rural views over the surrounding countryside.

BEDROOM TWO

11'5" x 8'10" to the wardrobes doors

Another light, bright and neutrally presented room with a range of fitted bedroom furniture including two double robes and a corner cupboard. There

