



MAGGS
& ALLEN

163 COLDHARBOUR ROAD
WESTBURY PARK, BRISTOL, BS6 7SX
Offers In The Region Of £675,000

A fully refurbished three-bedroom, two/three reception room family home situated in the sought-after area of Westbury Park. Offered to the market with no onward chain.

Property Details

The property comprises in brief: to the ground floor; entrance vestibule with original tiling leading through double doors into a welcoming hallway with under-stairs storage area. The hallway provides access in turn to a light and bright bay-windowed reception room, second reception room offering direct access to the garden, and to the rear of the property a kitchen-breakfast room which has been newly fitted with a range of base and wall-mounted units in a crisp white finish. The ground floor retains many ornate original features and is decorated in modern, contemporary decor.

Ascending to the first floor, you will find a large bay-windowed master bedroom with built-in storage and decorated in warm neutral tones; two further double bedrooms, and finally a three-piece bathroom with shower-over-bath.

Externally is a private rear garden with rear access and benefits from a sunny aspect through much of the afternoon.

Offered to the market with no onward chain.

Schools

Westbury Park School approx. 0.1 miles
Redland Green School approx. 0.3 miles
Henleaze Infant School approx. 0.5 miles
Henleaze Junior School approx. 0.5 miles

Location

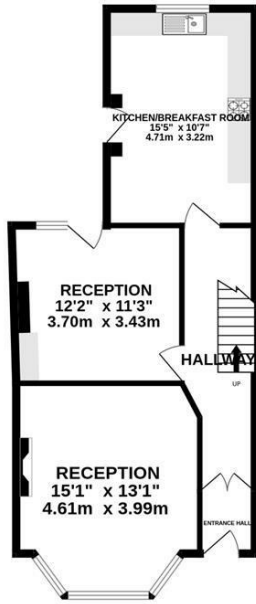
Westbury Park is a charming residential neighbourhood known for its Victorian architecture and family-friendly atmosphere. The area features well-maintained homes and gardens, creating a picturesque suburban setting.

Residents enjoy the community feel with local schools, parks, and amenities within easy reach. Coldharbour Road serves as a central hub, offering a vibrant mix of independent shops, cafes, and boutiques.

Green spaces like Redland Green and Durdham Downs provide opportunities for outdoor activities, contributing to the neighbourhood's appeal. Well-connected to Bristol's city centre, Westbury Park maintains a peaceful residential character while ensuring convenient access to amenities and transportation. It's a sought-after destination for those seeking classic charm, community spirit, and modern convenience.



GROUND FLOOR
579 sq.ft. (53.8 sq.m.) approx.



1ST FLOOR
582 sq.ft. (54.0 sq.m.) approx.



TOTAL FLOOR AREA : 1161 sq.ft. (107.9 sq.m.) approx.

Whilst every attempt has been made to ensure the accuracy of the floorplan contained here, measurements of doors, windows, rooms and any other items are approximate and no responsibility is taken for any error, omission or mis-statement. This plan is for illustrative purposes only and should be used as such by any prospective purchaser. The services, systems and appliances shown have not been tested and no guarantee as to their operability or efficiency can be given.
Made with Metropix ©2024



- A handsome three-bedroom Victorian end-terrace property
- Fully refurbished
- Two/three reception rooms
- Large master bedroom spanning the width of the property
- Presented in immaculate condition, with neutral contemporary decor choices
- Private rear garden with rear access
- Excellent schools in close proximity
- Offered with no onward chain
- Ideal family home

Guide Price: £675,000

Tenure: Freehold

Council Tax Band: D

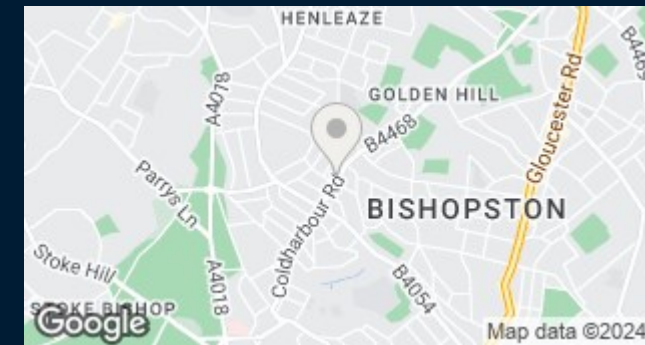
EPC Rating: D


Local Authority: Bristol City Council

Viewing: By appointment only.

Contact Us: 0117 949 9000

Important Notice: This information was provided at the time of instruction and may be incorrect or liable to change. Please contact the office to confirm any details.





60 Northumbria Drive, Henleaze, Bristol, BS9 4HW
0117 949 9000
www.maggsandallen.co.uk | agency@maggsandallen.co.uk



Maggs & Allen use all reasonable endeavours to supply accurate property information in line with the Consumer Protection from Unfair Trading Regulations 2008. These property details do not constitute any part of the offer or contract and all measurements are approximate. It should not be assumed that this property has all the necessary Planning, Building Regulations or other consents. Any services, appliances and heating system(s) listed have not been checked or tested. Please note that in some instances the photographs may have been taken using a wide angled lens and please be advised that any site plans used within our particulars are for illustrative purposes only and may not be to scale. Any distance from schools are for guidance only and you should make your own enquiries with the local authority.