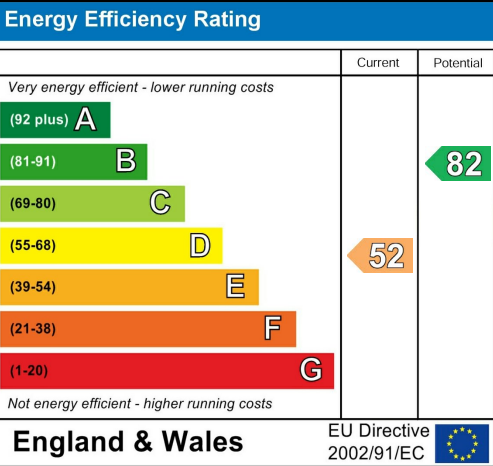


TOTAL: 1860 sq. ft, 173 m2
Below Ground: 636 sq. ft, 59 m2, FLOOR 2: 1224 sq. ft, 114 m2
EXCLUDED AREAS: LOW CEILING: 139 sq. ft, 13 m2
Measurements Are Calculated By Cubicasa Technology. Deemed Highly Reliable But Not Guaranteed.





**HIBBERT
HOMES**

SALES & LETTINGS

175 Ashley Road | Hale | WA15 9SD
t: 0161 928 9355
e: info@hibberthomes.com
www.hibberthomes.com









**HIBBERT
HOMES**

SALES & LETTINGS

Suffolk Road | Altrincham

Offers Over £825,000

Bedrooms 3	Bath 2	Reception 2	Parking here	Area 1860.00 sq ft	Type here
					

- Coach House
- Two Bathrooms
- Large Living Space
- Private Setting
- Great Location
- Three Bedrooms
- High Spec
- Handmade Kitchen
- Underground Parking
- No Chain

A charming and unique, three bedroom coach house, which sits on the grounds of the prestigious White House development. The property is nicely tucked away in a very private setting. Comprising; Living room, family room, breakfast kitchen, two bedrooms and a family bathroom to the ground floor. There is a principle bedroom with dressing room and en suite to the lower ground floor as well as a utility room and access to the garage and underground parking. Large courtyard area to the front. The property has been very well looked after and is in immaculate condition throughout, with a range of bespoke joinery and storage units. EPC ?. NO CHAIN.

