



30 Stamford Road

Southbourne, Bournemouth, BH6 5DS

Price Guide £550,000



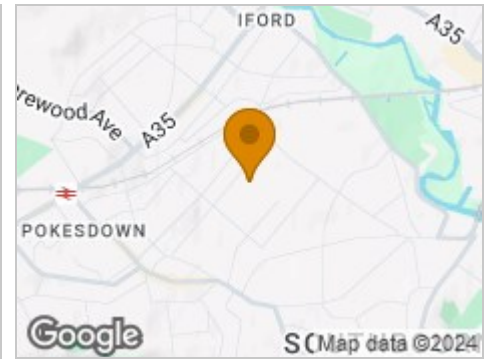
Road Map



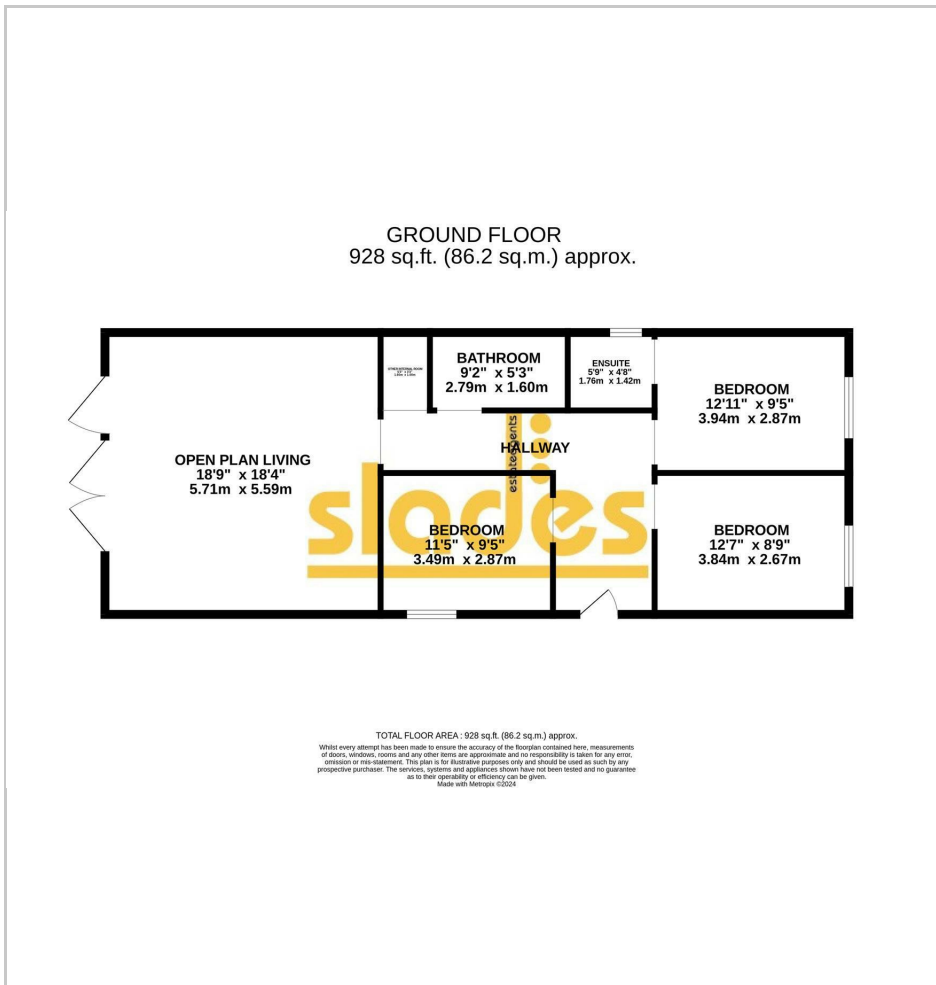
Hybrid Map



Terrain Map



Floor Plan



- LANDSCAPED WESTELY FACING GARDEN
- STUNNING 18ft x 18ft OPEN PLAN LIVING SPACE
- BI FOLD DOORS ONTO GARDEN & LARGE ROOF LANTERN
- INTEGRATED APPLIANCE
- 3 DOUBLE BEDROOMS
- 2 GOOD SIZED BATHROOMS
- WALKING DISTANCE TO SOUTHBOURNE HIGH STREET
- SOUGHT AFTER SCHOLL CATCHMENT
- NO FORWARD CHAIN
- VIEWING ESSENTIAL TO APPRECIATE

Viewing

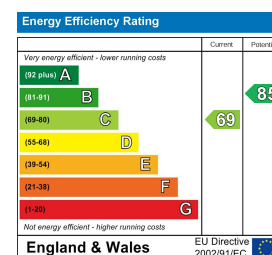
Please contact our Slades Estate Agents Office on 01202548855 if you wish to arrange a viewing appointment for this property or require further information.



These particulars, whilst believed to be accurate are set out as a general outline only for guidance and do not constitute any part of an offer or contract. Intending purchasers should not rely on them as statements of representation of fact, but must satisfy themselves by inspection or otherwise as to their accuracy. No person in this firms employment has the authority to make or give any representation or warranty in respect of the property.

301 Wimborne Road, Bournemouth, BH9 2AA
Tel: 01202548855 Email: info@sladesproperty.co.uk <https://www.sladesproperty.co.uk>

Energy Efficiency Graph



**** MOTIVATED VENDOR ** A recently REFURBISHED & EXTENDED 3 bedroom, 2 bathroom detached bungalow close to both Southbourne High Street & Clifftop, VIEWING ESSENTIAL!!**



A stunning, recently modernised and extended 3 double bedroom detached bungalow in this sought after residential area.

The property now offers many noteworthy modern features and exceptional accommodation all on 1 floor. The garden has been extensively landscaped and also extended and is now offered for sale with no forward chain.

