



FREEHOLD

House - Semi-Detached

ELSadENE WALK, BELGRAVE, LEICESTER, LE4 7QZ

PRICE:

£330,000

FEATURES

- Corner Plot - Semi Detached
- Entrance Hall & Cloakroom
- Lounge
- Kitchen
- Conservatory
- Three Double Bedrooms
- Bathroom & EnSuite
- Driveway
- Garage
- Gas Central Heating



3 Bedroom House - Semi-Detached located in Leicester

ENTRANCE HALL

Tiled flooring, radiator, double glazed window facing the side aspect, provides access to lounge, kitchen and downstairs W/C, stairs leading to first floor.

KITCHEN

11'6" x 8'10"

Tiled flooring, partially tiled walls, base level and eye level units, space for fridge, integrated four ring gas burner with extractor over, integrated oven, stainless steel sink, plumbing for a washing machine and plumbing available for a dishwasher, double glazed window facing the front aspect,

LOUNGE

15'9" x 12'2"

Wooden flooring, radiator, double-glazed window facing the side aspect, storage cupboard located under stairs, uPVC double doors leading to the conservatory.

W/C

Tiled flooring, toilet, wash hand basin, radiator.

CONSERVATORY

14'7" x 12'4"

Tiled flooring, radiator, uPVC door leading to the garden, double glazed window facing the surrounds.

FIRST FLOOR

LANDING

Carpeted flooring, provides access to all rooms on the first floor, radiator, store.

BEDROOM 1

12'7" x 9'7"

Wooden flooring, radiator, double-glazed window facing the front aspect, in-built storage cupboards.

BEDROOM 2

12'7" x 9'11"

Wooden flooring, radiator, in built storage cupboards, double-glazed window facing the rear aspect,

BATHROOM

Tiled flooring, tiled walls, spotlighting, wash hand basin with unit. standing shower unit with mixer function toilet, standing radiator, polyvinyl bathtub.

SECOND FLOOR

LANDING

Carpeted flooring, access to the bedroom

BEDROOM 3

12'8" x 12'4"

Wooden flooring, radiator, in built storage cupboards, double glazed window facing the front aspect.

BATHROOM

Tiled flooring, tiled walls, toilet, wash hand basin, standing shower cubicle with mixer attachment, double glazed window facing the rear aspect.

OUTSIDE

At the front of the property, a garage and a driveway for two vehicles welcome you. A paved path leads to the entrance, flanked by a spacious grassy lawn. Access to the garden is provided through a wooden gate at the side. The rear garden offers a peaceful escape with its mainly grassy expanse. Enclosed by a combination of wooden fencing and brick perimeter, it provides privacy and seclusion for outdoor enjoyment and relaxation.

GARAGE

FREEHOLD

COUNCIL TAX BAND - C


ADDITIONAL INFORMATION

Tenure: Freehold
EPC rating: C
Council Tax Band: C
Council Tax Rate: £1,942.68
Mains Gas: Yes
Mains Electricity: Yes
Mains Water: Yes
Mains Drainage: Yes
Broadband availability: Fibre



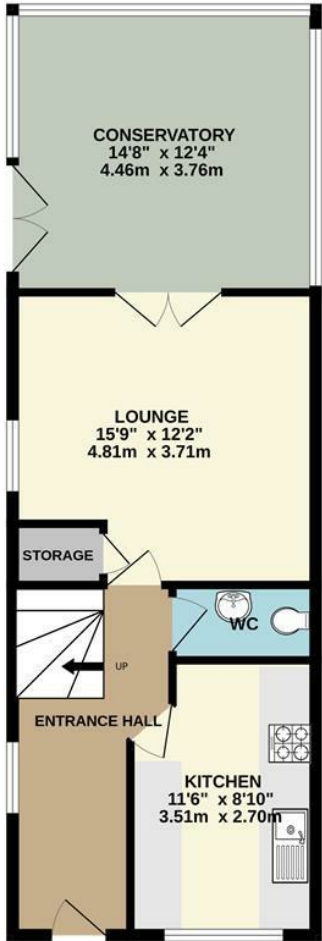


BELGRAVE OFFICE SALES | 20 LOUGHBOROUGH ROAD, LEICESTER, LE4 5LD

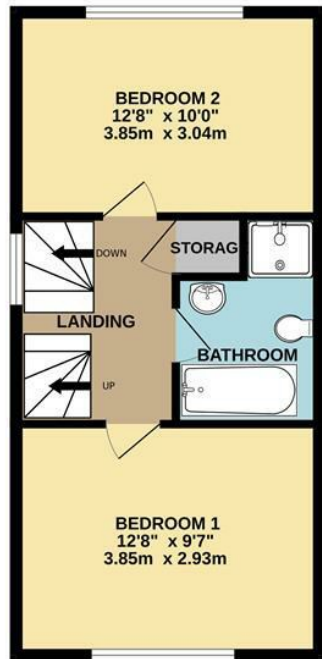


BELGRAVE OFFICE SALES | 20 LOUGHBOROUGH ROAD, LEICESTER, LE4 5LD

GROUND FLOOR



1ST FLOOR



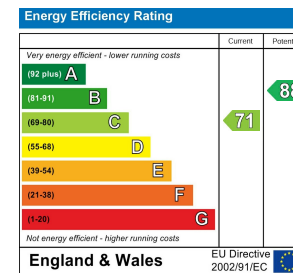
2ND FLOOR



Call us on
0116 266 9977

sales@seths.co.uk
www.seths.co.uk

Council Tax Band
C



Agents Note: Whilst every care has been taken to prepare these particulars, they are for guidance purposes only. All measurements are approximate and are for general guidance purposes only and whilst every care has been taken to ensure their accuracy, they should not be relied upon and potential buyers are advised to recheck the measurements.

Whilst every attempt has been made to ensure the accuracy of the floorplan contained here, measurements of doors, windows, rooms and any other items are approximate and no responsibility is taken for any error, omission or mis-statement. This plan is for illustrative purposes only and should be used as such by any prospective purchaser. The services, systems and appliances shown have not been tested and no guarantee as to their operability or efficiency can be given.
Made with Metropix ©2024

