



31 Lorane Court

Watford, WD17 4LZ

£1,200 PCM

This is a large and well proportioned one bedroom property within walking distance to Watford Junction station and Watford town centre. The lounge diner has plenty of room for both a dining table and lounge furniture and the family bathroom and well equipped kitchen make this property a must see. It also offers off street parking and is available early November. Call the office to arrange a viewing now!

- 1 large bedroom
- Family bathroom
- Off street parking
- Close to Watford Junction Station
- Council Tax band D
- Holding deposit £276
- Security deposit £1384
- Available beginning of November

Viewing

Please contact our Watford Office on 01923224030 if you wish to arrange a viewing appointment for this property or require further information.



1



1



0



D




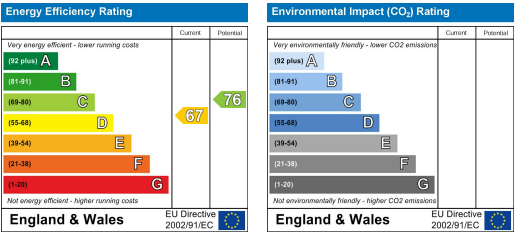
Floor Plan



Area Map



Energy Efficiency Graph



These particulars, whilst believed to be accurate are set out as a general outline only for guidance and do not constitute any part of an offer or contract. Intending purchasers should not rely on them as statements of representation of fact, but must satisfy themselves by inspection or otherwise as to their accuracy. No person in this firms employment has the authority to make or give any representation or warranty in respect of the property.