



# EASTWOOD HOUSE

77,389 sq ft  
NOW LET



1,396 - 32,235 sq ft  
High Quality Offices To Let With  
Superb City Centre Parking Provision

Glebe Road, Chelmsford CM1 1QW

[eastwoodhousechelmsford.co.uk](http://eastwoodhousechelmsford.co.uk)



# STRIKING, FLEXIBLE OFFICE SPACE

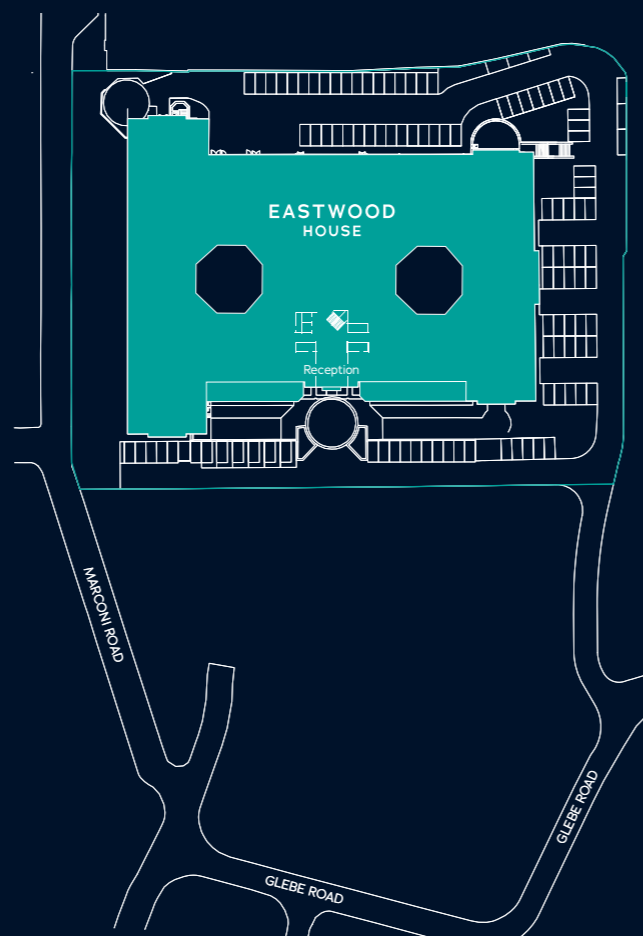
Eastwood House is a high quality HQ building, situated in a prominent position in central Chelmsford. It comprises accommodation arranged over three floors, with an attractive full height glazed atrium that provides an exceptional arrival experience.

The property was constructed in 1993 and now offers a multi-let environment, flexible office floors up to c.40,000 sq ft and multiple access points. Occupiers now include AON, Arthur J Gallagher, Vistry Homes, Morgan Sindall and ESS Ltd.

The property provides an excellent car parking ratio of approximately 1:500 sq ft in this city centre location.

## SPECIFICATION

- Raised access floors
- Air conditioning
- Suspended ceiling
- Shower facilities
- Manned reception
- 24/7 security
- EPC rating C (75)
- Terraced areas
- Passenger lift
- Male and female WCs on each floor
- Car parking at a ratio of 1:500 sq ft approx
- EV bays available



## ACCOMMODATION

Eastwood House provides occupiers with flexible floorspace benefitting from excellent natural light, with each floor incorporating two large lightwells as well as perimeter fenestration to all sides. Suite C on the ground floor will incorporate a new dedicated entrance from reception.

Built to accommodate a combination of cellular or open plan workspace, Eastwood House provides the following available space (approximate Net Internal Areas):

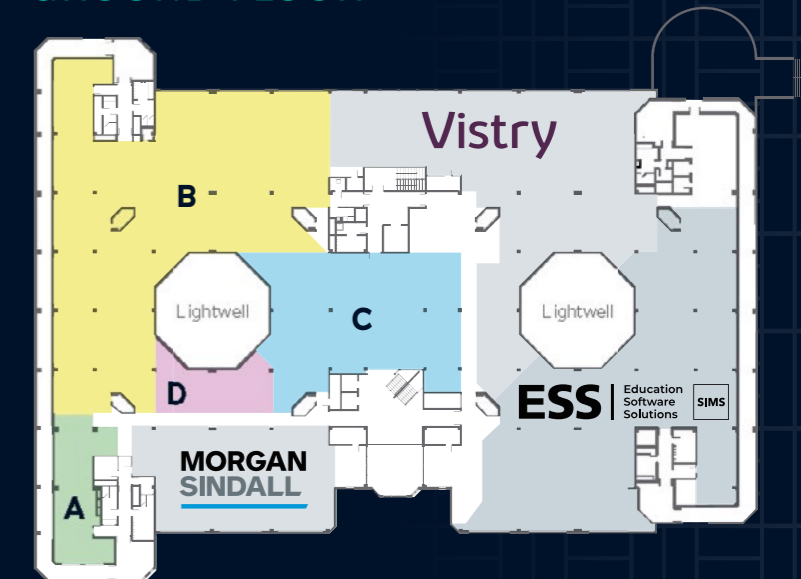
| Floor        | Area (sq ft)  | Area (sq m)    |
|--------------|---------------|----------------|
| Ground       | 17,172        | 1,595.9        |
| - Suite A    | 1,396         | 129.74         |
| - Suite B    | 10,128        | 940.9          |
| - Suite C    | 4,521         | 420.0          |
| - Suite D    | 1,127         | 104.7          |
| First        | 15,063        | 1,399          |
| Second       |               | LET            |
| <b>TOTAL</b> | <b>32,235</b> | <b>2,995.8</b> |

## TERMS

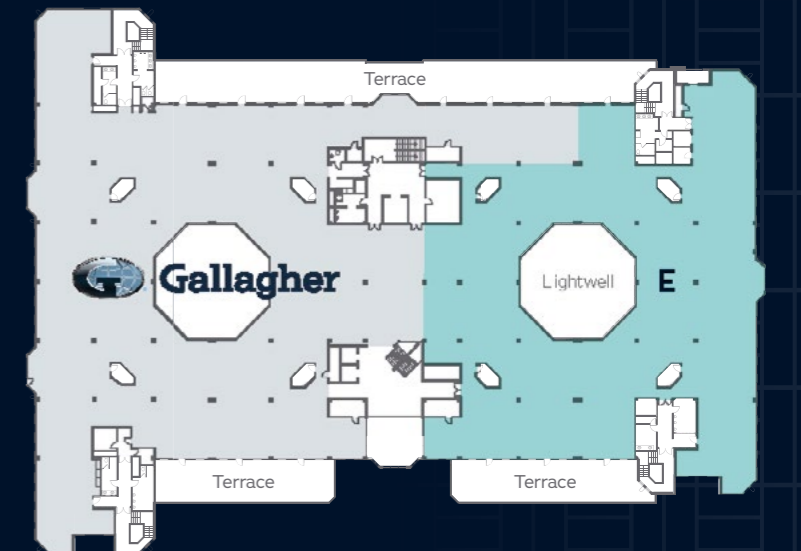
Office suites can be provided to suit specific occupier requirements, from approx. 1,400 sq ft upwards. The suites are available as is or subject to refurbishment on new effective full repairing and insuring leases by way of a service charge for a term to be agreed. Rent on application.



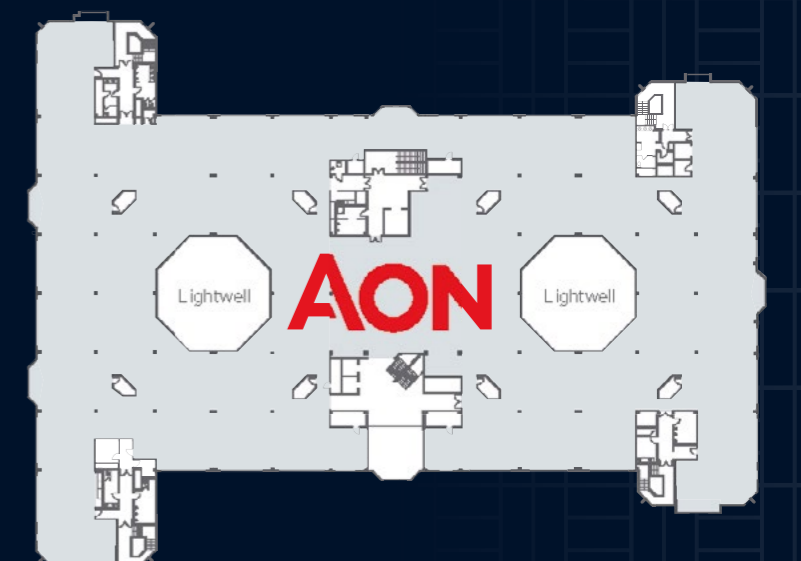
## GROUND FLOOR



## FIRST FLOOR



## SECOND FLOOR LET



# A STRATEGIC CENTRAL LOCATION



## COMMUTING TO LONDON



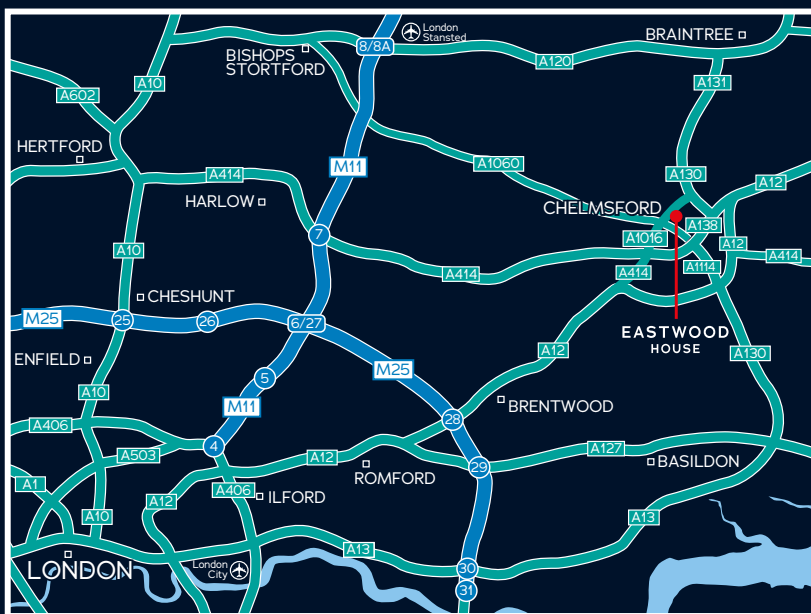
**Train**  
32 mins



**M25 J28**  
19 mins



**Stansted**  
27 mins



Glebe Road, Chelmsford CM1 1QW

[eastwoodhousechelmsford.co.uk](http://eastwoodhousechelmsford.co.uk)

The City of Chelmsford forms the principal commercial and administrative centre of Essex. Chelmsford is well located approximately 30 miles (48 km) north-east of Central London.

The city benefits from excellent communication links with the A12 providing direct dual carriageway access to Central London, the M25 motorway (Junction 28) which is 14 miles (23 km) away and Colchester 24 miles (39 km) to the north-east. The A414 to the south of the city centre provides access to the M11 motorway (Junction 7) which lies approximately 17 miles (27 km) to the west. The A130 to the north of the city centre provides dual carriageway access to Braintree 12 miles (19 km) to the north-east.

Chelmsford also benefits from an excellent rail service with a high speed connection to Central London (Liverpool Street). There are approximately seven services per hour at peak times with a fastest journey time of 32 minutes.

Stansted International Airport is easily accessible, being approximately 18 miles (29 km) to the north-west, via the A120.



**Roddy Abram**  
07899 001028  
roddy.abram@knightfrank.com

**Tom Slater**  
07870 803314  
tom.slater@knightfrank.com



**John Logan**  
07811 979257  
jdl@fennwright.co.uk

A development by

**SevenCapital**

Fenn Wright and Knight Frank for themselves and for the vendors or lessors of this property whose agents they are give notice that: i. The particulars are set out as a general outline for the guidance of intending purchasers or lessees; and do not constitute, nor constitute part of, an offer or contract. ii. All descriptions, dimensions, references to condition and necessary permissions for use and occupation, and other details are given in good faith and are believed to be correct but any intending purchasers or lessees should not rely on them as statements or representations of fact but must satisfy themselves by inspection or otherwise as to the correctness of each of them. iii. The vendor or lessor does not make or give, and neither Fenn Wright and Knight Frank nor any person in their employment has the authority to make or give, any representation or warranty whatsoever in relation to this property. iv. All statements contained in these particulars as to this property are made without responsibility on the part of Fenn Wright and Knight Frank or the vendor/lessor. v. All quoting terms may be subject to VAT at the prevailing rate from time to time. vi. Fenn Wright and Knight Frank have not tested any electrical items, appliances, any plumbing or heating systems and therefore, cannot give any warranty or undertaking as regards their operation or efficiency. 2023. **Designed & produced by Barques. [www.barques.co.uk](http://www.barques.co.uk)**