

Apollo
Ansty Park



**Coventry's Premier Logistics/
Manufacturing Park**

AVAILABLE IMMEDIATELY

**4 industrial/warehouse units
from 117,000 - 301,000 sq ft**

To Let

apolloanstypark.co.uk

Coventry's Premier Logistics Park

Apollo, Ansty Park, Coventry is a unique and established 52 acre development strategically positioned adjacent to M6 Junction 2 and M69 Junction 1, providing unrivalled access to the UK's motorway network.

Located at the centre of the logistics, manufacturing and aerospace sectors in the UK, 90% of the population are reachable within 4 hours. The M1 is easily accessible via the M6 and M69 in less than 20 minutes, providing excellent connectivity to London and the wider UK, whilst both Daventry International Rail Freight Terminal (DIRFT) and Hams Hall Rail Freight Terminal can be reached within a circa 20 minutes' drive time.

Providing 860,956 sq ft of space across four detached units, Apollo offers highly specified accommodation to suit a range of occupier types.

Apollo 4
172,407 sq ft

Apollo 5
301,591 sq ft

Apollo 6
269,882 sq ft

Apollo 7
117,076 sq ft



An established community

01 Sainsbury's

02 HTRC

03 FANUC

04 LEVC

05 AVL

06 IPG PHOTONICS



Leicester & East Midlands

M69

M6

London & South East

Premier Inn

07 **mtc**
Manufacturing
Technology Centre

08 **mtc** | Advanced
Manufacturing
Training Centre
LLOYDS BANK

09 **Cadent**
10 **MEGGITT**



12 **Polestar**

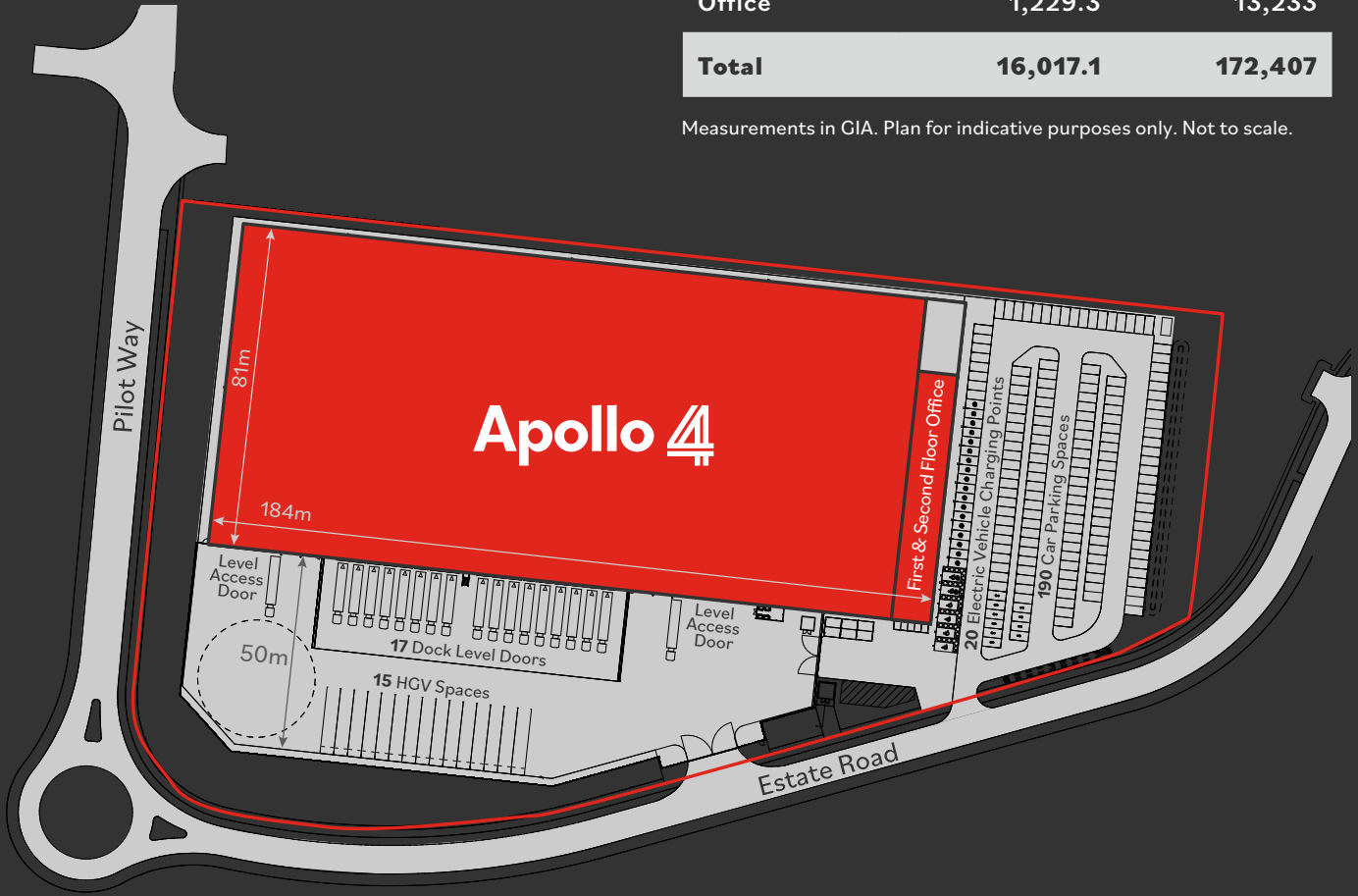
13 **STAIRCRAFT**
Group

Apollo

172,407 sq ft

	Sq M	Sq Ft
Warehouse	14,787.8	159,174
Office	1,229.3	13,233
Total	16,017.1	172,407


Measurements in GIA. Plan for indicative purposes only. Not to scale.








Specification


Warehouse

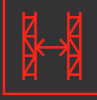
- 


Clear Height to Haunch: **12m**
- 


2 Level Access Doors
- 

17 Dock Level Doors
- 

Wide Aisle **24,679** Pallets
- 

1.25MVA Power Supply
- 


Narrow Aisle **32,540** Pallets
- 


Floor Loading: **50kN/sq m**
- 


BREEAM Excellent

External Areas

- 


190 car parking spaces
- 


20 Electric Vehicle Charging Points
- 


50m Yard Depth
- 

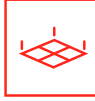
15 HGV Spaces


Offices


- 


High quality WC & Shower Facilities
- 


8 Person Passenger Lift
- 

PIR VRF Heating and Cooling
- 

Suspended Ceiling with Metal Tiles
- 

Motion Sensing LED Lighting
- 

Raised Access Floor
- 

Carpet Tiled Floor Finish
- 

Kitchenette Facilities


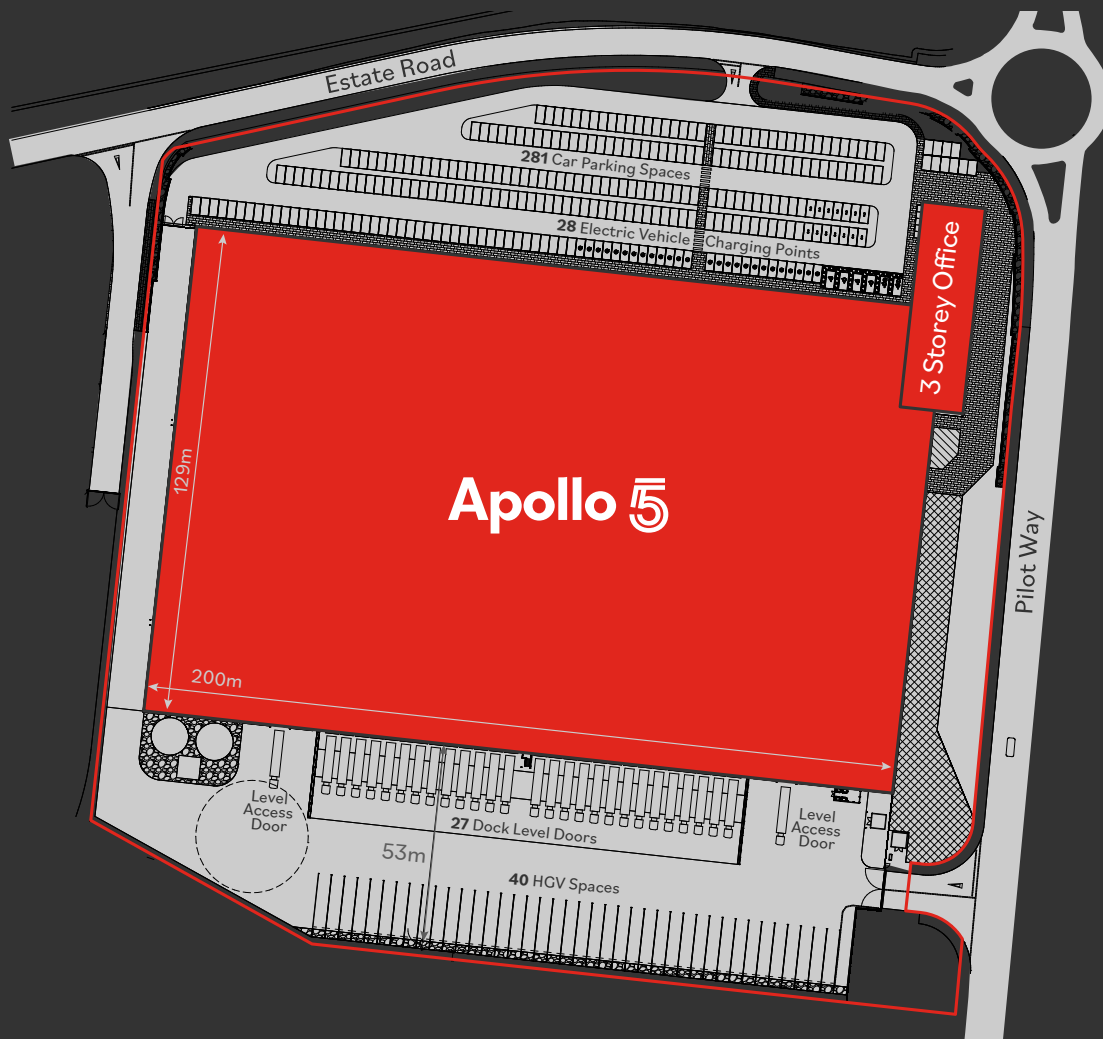


Apollo 5

301,591 sq ft

	Sq M	Sq Ft
Warehouse	25,579.7	275,337
Office	2,439	26,254
Total	28,018.7	301,591

Measurements in GIA. Plan for indicative purposes only. Not to scale.





Specification

Warehouse



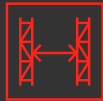
Clear Height to Haunch: **14m**



2 Level Access Doors



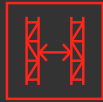
27 Dock Level Doors



Wide Aisle
46,656 Pallets




1.5MVA Power Supply



Narrow Aisle
71,232 Pallets



Floor Loading:
50kN/sq m



BREEAM
Excellent

External Areas



281 car parking spaces



28 Electric Vehicle Charging Points



53m Yard Depth



40 HGV Spaces

Offices



High quality WC & Shower Facilities



8 Person Passenger Lift



PIR VRF Heating and Cooling




Suspended Ceiling with Metal Tiles



Motion Sensing LED Lighting



Raised Access Floor



Carpet Tiled Floor Finish


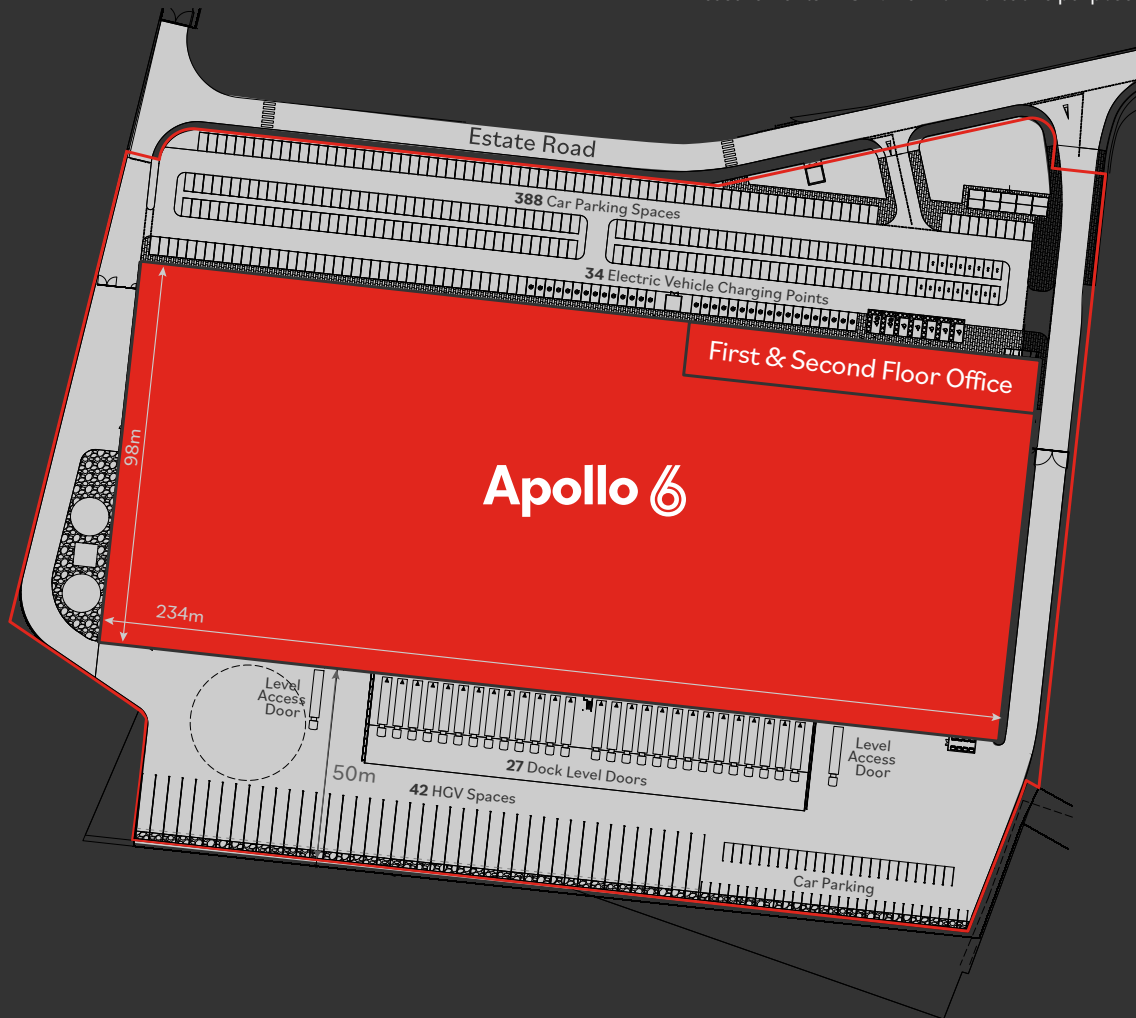


Kitchenette Facilities



	Sq M	Sq Ft
Warehouse	22,948.5	247,015
Office	2,124.4	22,867
Total	25,072.9	269,882









Measurements in GIA. Plan for indicative purposes only. Not to scale.









Specification









Warehouse

-  Clear Height to Haunch: **14m**
-  **2** Level Access Doors
-  **27** Dock Level Doors
-  Wide Aisle **39,040** Pallets
-  **1.5MVA** Power Supply
-  Narrow Aisle **59,264** Pallets
-  Floor Loading: **50kN/sq m**
-  BREEAM **Excellent**

External Areas

-  **388** car parking spaces
-  **34** Electric Vehicle Charging Points
-  **50m** Yard Depth
-  **42** HGV Spaces

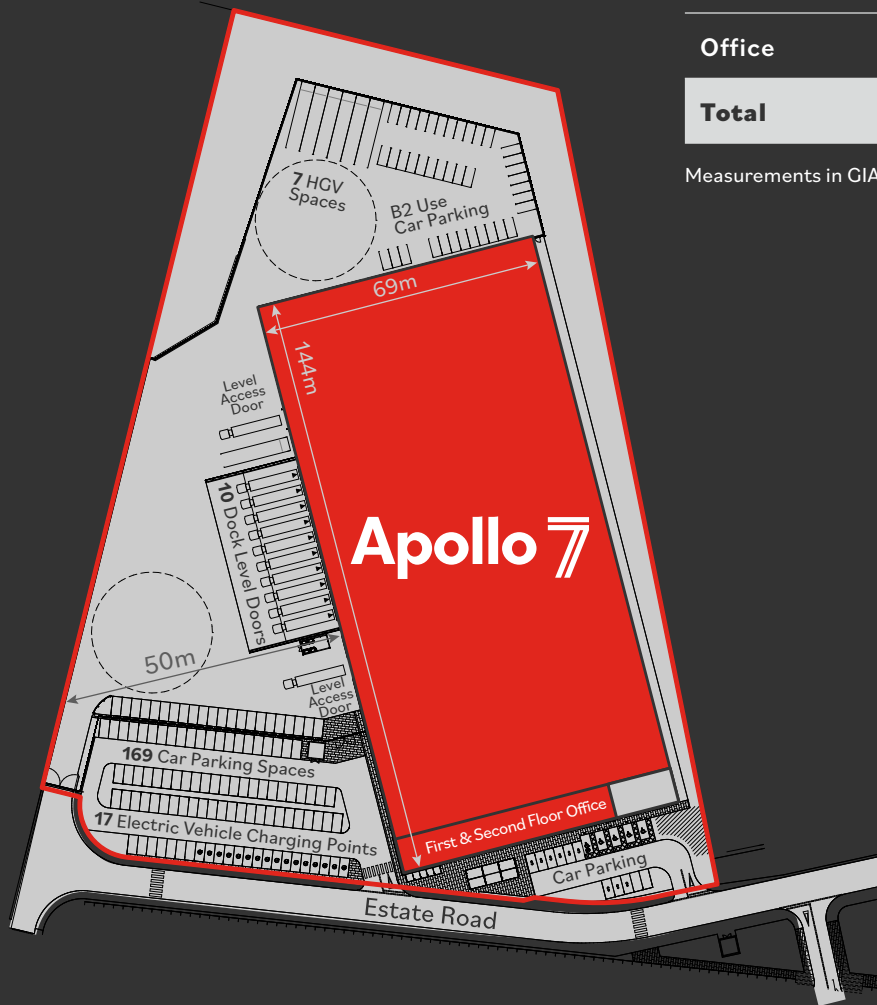
Offices

-  High quality WC & Shower Facilities
-  **8** Person Passenger Lift
-  PIR VRF Heating and Cooling
-  Suspended Ceiling with Metal Tiles
-  Motion Sensing LED Lighting
-  Raised Access Floor
-  Carpet Tiled Floor Finish
-  Kitchenette Facilities



Apollo 7

117,076 sq ft



	Sq M	Sq Ft
Warehouse	9,944.4	107,040
Office	932.4	10,036
Total	10,876.8	117,076









Measurements in GIA. Plan for indicative purposes only. Not to scale.








Specification









Warehouse

-  Clear Height to Haunch: **12.5m**
-  **2** Level Access Doors
-  **10** Dock Level Doors
-  Wide Aisle **14,784** Pallets
-  **0.75MVA** Power Supply
-  Narrow Aisle **20,020** Pallets
-  Floor Loading: **50kN/sq m**
-  **BREEAM Excellent**

External Areas

-  **169** car parking spaces
-  **17** Electric Vehicle Charging Points
-  **50m** Yard Depth
-  **7** HGV Spaces

Offices

-  High quality WC & Shower Facilities
-  **8** Person Passenger Lift
-  PIR VRF Heating and Cooling
-  Suspended Ceiling with Metal Tiles
-  Motion Sensing LED Lighting
-  Raised Access Floor
-  Carpet Tiled Floor Finish
-  Kitchenette Facilities



A park built around your health and wellbeing

Park Benefits

High Quality, Landscaped Park

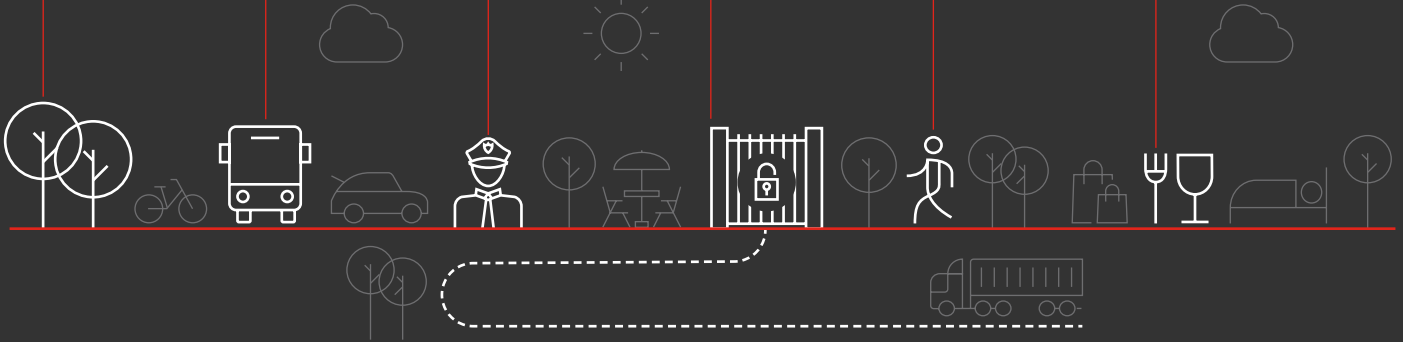
Coventry Train Station Shuttle Bus

24/7 Security

Out of Hours Gate Control to Park Entrance

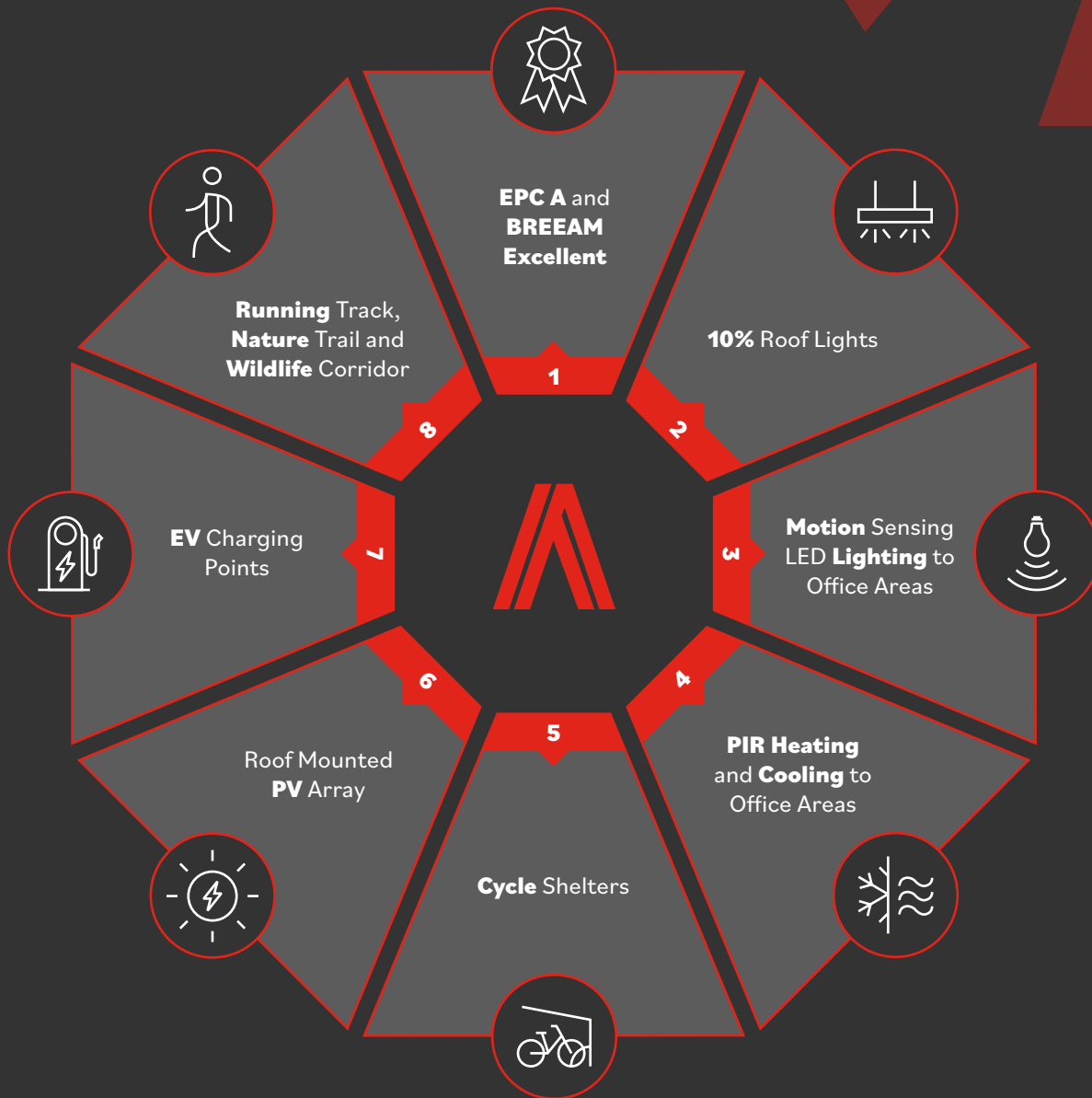

Running Track, Nature Trail and Wildlife Corridor

Hotels, Restaurants and Retail amenity close by



Sustainability

At Apollo you will find a unique environment that combines forward-thinking sustainability with the potential for long-term growth. Our focus on energy efficiency and indoor environmental quality ensures that your units minimise energy consumption while promoting a healthier and more inviting workspace.



It's all about connectivity

Travel Times

Motorway	Distance	Time
M69	1.2 miles	3 mins
M6	1 miles	3 mins
M1 (J19)	12.8 miles	14 mins
M1 (J21)	16.7 miles	16 mins
M42	13.6 miles	14 mins
M40	17 miles	22 mins

City	Distance	Time
Coventry	5.3 miles	12 mins
Birmingham	25 miles	28 mins
Leicester	21 miles	28 mins
London	96 miles	1hr 50 mins

Transport	Distance	Time
Daventry International Rail Freight Terminal	17 miles	18 mins
Birmingham Airport	17 miles	20 mins
Hams Hall Rail Freight Terminal	19 miles	22 mins
East Midlands Airport	35 miles	35 mins
London Heathrow Airport	96 miles	1hr 40 mins

Key Parcel Hubs	Distance	Time
DHL, Ryton	5.9 miles	8 mins
Royal Mail, Middlemarch	6.3 miles	9 mins
DHL, Coventry Gateway	7.3 miles	10 mins
DPD, Hinckley	8.8 miles	14 mins
Evri, Rugby	9.7 miles	15 mins

Demographics

90%

Golden triangle location; 90% of the UK population reachable within 4 hours

4.8m

total population within a 30 mile radius

6m

population within 1 hour

30%

of UK aerospace businesses located in the Midlands

8.4%

of employee jobs in transport and storage


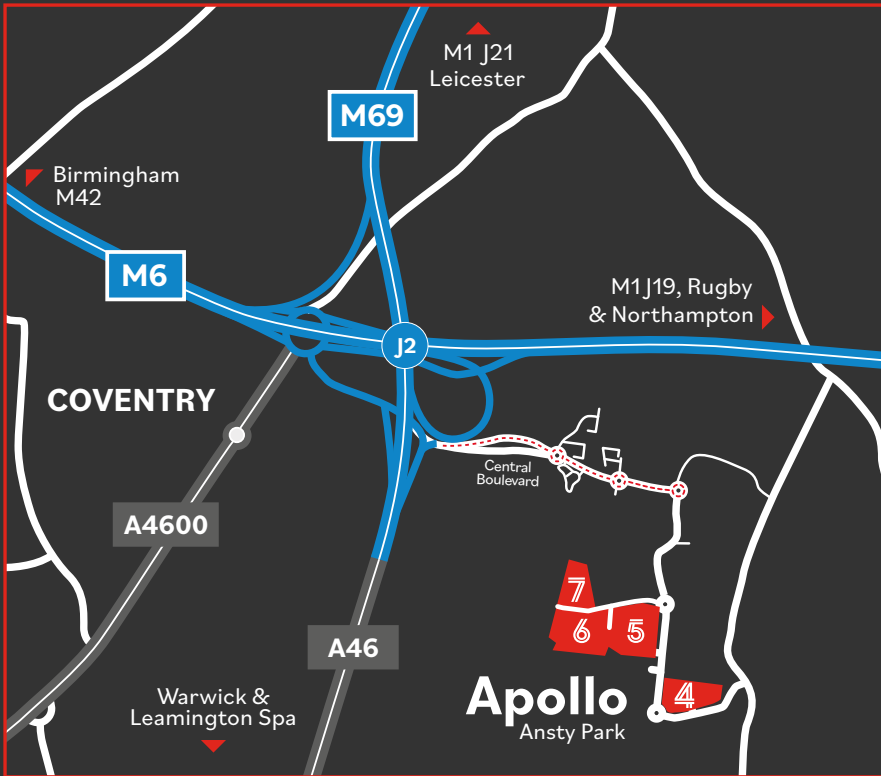
100,000

graduates a year from 15 universities within a 1 hour drive

£124.3bn

total purchasing power

Sat Nav: CV7 9JU



Soft-landing Support

Inward investment agency, Invest Coventry & Warwickshire, can help businesses to access soft-landing support in terms of skills and recruitment support / brokerage and access to finance programmes including the Business Investment Growth Fund (of the Warwickshire Recovery & Investment Fund).

Within skills and recruitment, support to business is bespoke to their needs but can include:

- Apprenticeships, training and skills support
- Recruitment support (including the Fair Chance Employment Programme)
- Fully funded recruitment films
- Links to Education Community

Local financial support opportunities exist for all business sizes but as an example, the Business Investment Growth Fund can offer loan support of up to £10million for businesses locating to Ansty Park, that can help with any initial set up and fit-out costs.

For further information or to be introduced to Invest Coventry & Warwickshire, please contact the joint agents.

Further Information

Terms

The units are available on a new FRI leases, on terms to be agreed.

Contact

Further information including Technical Pack, plans and specification documents are available on request through the joint agents.



0121 697 7333

David Binks

07973 940 515

david.binks@eur.cushwake.com

Will Arnold

07793 149 886

will.arnold@cushwake.com

Tom Kimbell

07920 005 471

tom.kimbell@cushwake.com



0121 643 6440

0203 147 6040

Richard James-Moore

07469 403 599

richard.james-Moore@eu.jll.com

Chris Clark

07739 180 060

chris.clark@jll.com

Carl Durrant

07971 404 655

carl.durrant@eu.jll.com

Sophie Kettlewell

07801 667 586

sophie.kettlewell@jll.com

apolloanstypark.co.uk

MISREPRESENTATION ACT 1967. Cushman & Wakefield and JLL for themselves and for the vendor and lessor of this property, whose agent Cushman & Wakefield and JLL give notice that: 1. These particulars do not form, or form any part of, an offer or contract. 2. They are intended to give a fair description of the property, but neither Cushman & Wakefield and JLL nor the vendor or the lessor accept responsibility for any error they may contain, however caused. Any intending purchaser or lessee must therefore satisfy himself by inspection or otherwise as to their correctness. 3. Neither Cushman & Wakefield and JLL nor any of their employees, has any authority to make further representation or warranty whatever in relation to this property. 06/2024.

Designed by Barques t. 0121 233 2080 w. barques.co.uk