



Chimneypots

ESTATE AGENTS

YOUR HOME • OUR PASSION

Guide Price Chilling Lane, Warsash, Southampton
£1,500,000



- Set in grounds extending to 2.23 acres
- An impressive family home with versatile living accommodation extending to 3000 sq ft
 - Open plan kitchen/dining/family room
 - Private gated driveway and parking for several vehicles
- Stable block comprising three stables and a tack room, with immediate access to brideways
 - Detached annexe

Situated in an idyllic rural setting with sweeping views of the picturesque surrounding countryside, Solent Court is a charming Victorian home located on glorious grounds spanning 2.25 acres. This exquisite property boasts equestrian facilities and offers over 3000 square feet of well-proportioned living space, including a separate one-bedroom converted barn.

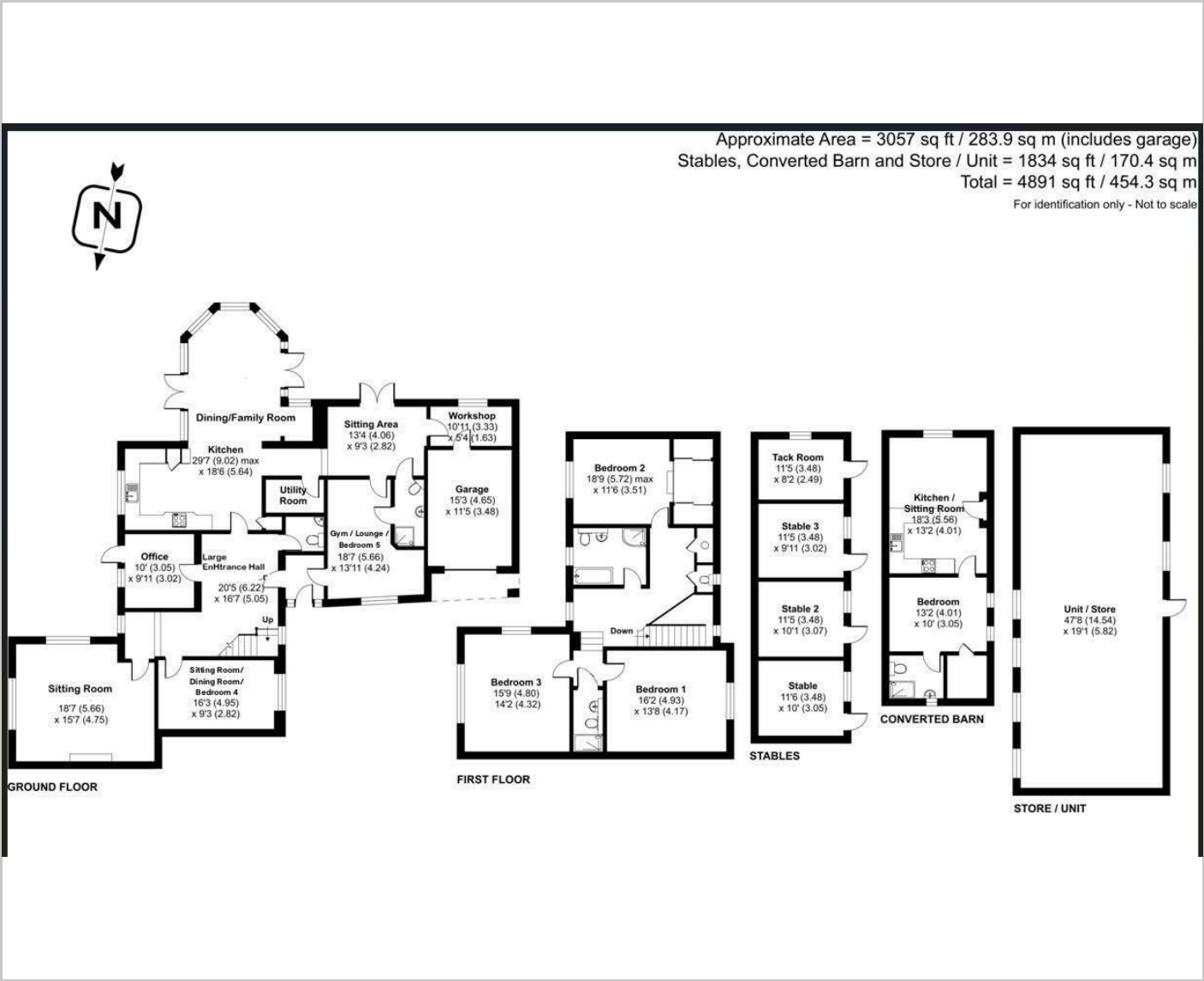
Originally constructed in the 19th century with subsequent expansions, Solent Court exudes character and warmth. The current owners have lovingly maintained this home for nearly four decades, creating a truly magnificent family residence. The interior features three reception rooms, a spacious kitchen/breakfast/family room with oak cabinetry and modern appliances, as well as a gym with a convenient adjacent wet room. Upstairs, you will find three generous double bedrooms, a large bathroom, a Jack and Jill shower room, and a separate w.c. The property also includes a stunning converted barn with a fully equipped kitchen, a sitting room, and a double bedroom with an ensuite shower room.

Approached via electric gates, the property boasts an expansive block-paved driveway leading to the garage. The driveway continues past the formal gardens to the yard, where a substantial metal outbuilding is cleverly concealed by well-tended hedgerows. The stable block comprises three stables and a tack room, while a gated entry opens up to the 1.25-acre paddock. The beautifully landscaped gardens feature manicured lawns, mature trees, and vibrant shrub beds, complemented by various seating areas and a spacious terrace. A summer house with power and a hot tub provide the perfect spots for relaxation and entertainment.

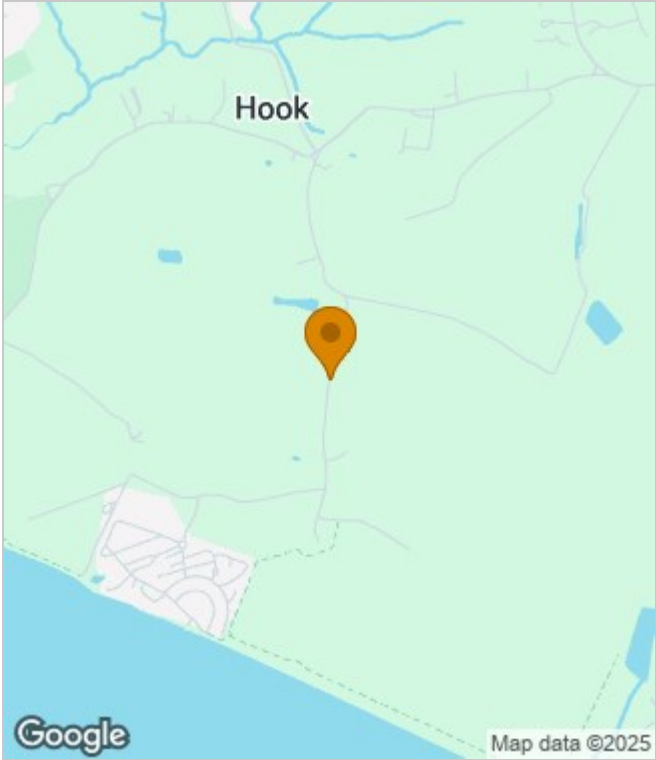
The rural location of Solent Court offers a peaceful escape surrounded by open countryside and panoramic views. Equestrian enthusiasts will delight in the abundance of bridleways accessible directly from the property. This exceptional property truly captures the essence of country living at its finest.



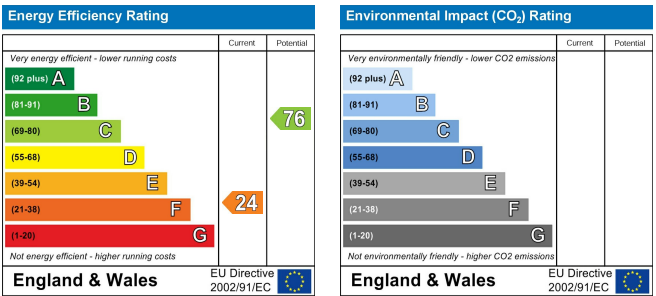
Floor Plans



Area Map



Energy Performance Graph



These particulars, whilst believed to be accurate are set out as a general outline only for guidance and do not constitute any part of an offer or contract. Intending purchasers should not rely on them as statements of representation of fact, but must satisfy themselves by inspection or otherwise as to their accuracy. No person in this firms employment has the authority to make or give any representation or warranty in respect of the property.