

A circular logo for Chimneypots Estate Agents. The text 'Chimneypots' is in a large, white, serif font. Below it, 'ESTATE AGENTS' is written in a smaller, green, sans-serif font. At the bottom of the circle, the tagline 'YOUR HOME • OUR PASSION' is written in a white, sans-serif font, following the curve of the circle.

Chimneypots

ESTATE AGENTS
YOUR HOME • OUR PASSION



Marken Close, Locks Heath, Southampton
Asking Price **£500,000**



- Situated in a lovely cul de sac location is this beautiful family home
- Lounge with a feature box bay window and separate dining room
 - Kitchen and utility room
- Four well proportioned bedrooms, en-suite and family bathroom
 - Generous and secluded westerly aspect garden
 - Double width driveway and garage
- Within walking distance of the local schools and Locks Heath Shopping Centre

This detached family home IS a gem, tucked away in a quiet cul de sac near the Locks Heath Shopping Centre. It offers both convenience and tranquility.

The layout is well thought out, with a welcoming hallway leading to the main living areas. The lounge, with its feature bay window, is a relaxing space, and the double doors leading to the dining room create a nice flow for entertaining. The kitchen is fitted with an extensive range of units allowing for plentiful storage and the separate utility room is a practical addition.


Upstairs, the master bedroom with its en-suite shower room sounds like a comfortable retreat, and the additional bedrooms offer plenty of space for a growing family or guests. The family bathroom adds convenience and completes the upstairs accommodation.

Outside, the property offers both curb appeal and a lovely rear garden, perfect for enjoying the outdoors with its timber decking area and well-maintained lawn and borders. The double width driveway and garage offer ample parking, which is always a plus.

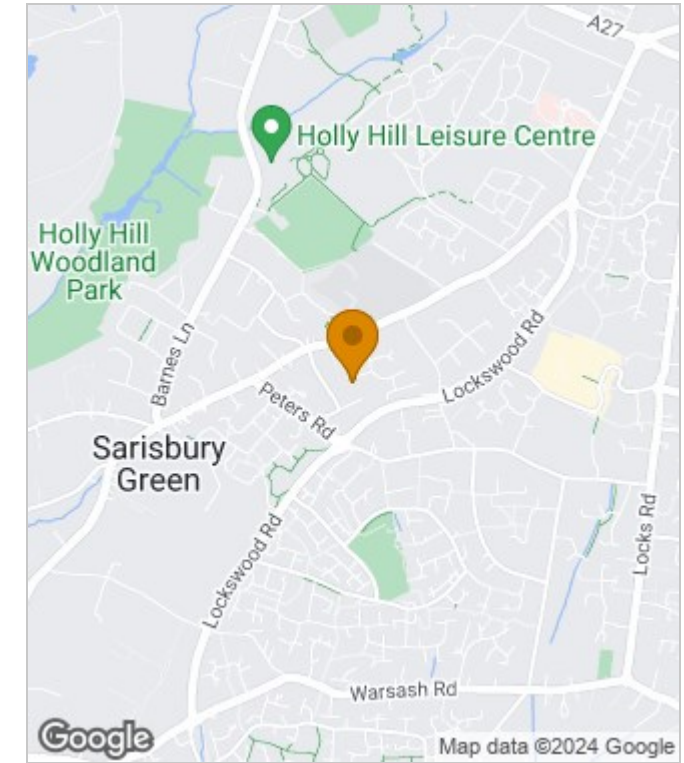
This home offers everything a family could need, and the fact that it's offered with no forward chain makes it even more appealing. An internal viewing is a must to fully appreciate all it has to offer!



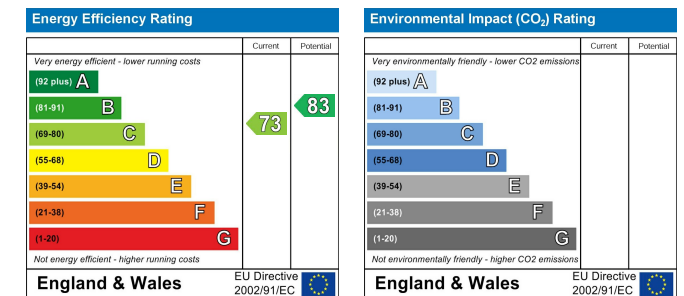
Floor Plans



Area Map



Energy Performance Graph



These particulars, whilst believed to be accurate are set out as a general outline only for guidance and do not constitute any part of an offer or contract. Intending purchasers should not rely on them as statements of representation of fact, but must satisfy themselves by inspection or otherwise as to their accuracy. No person in this firm's employment has the authority to make or give any representation or warranty in respect of the property.