



16 Heath Court, Heath Close, West Cross, Swansea, City & County Of Swansea, SA3

£185,000

This ground floor one-bedroom apartment offers a tranquil retreat with some sea views of Swansea Bay.

Spanning a floor area of 655 square feet, the apartment features a thoughtfully designed layout comprising a bathroom, a comfortable bedroom, a lounge/dining room & kitchen. The living space seamlessly blends functionality with relaxation, providing the perfect setting for unwinding or entertaining guests.

One of the highlights of this residence is the double glazed sliding door that leads out to your private balcony.

Entrance

Via communal entry to communal area. Stairs to front door, front door to hallway.

Hallway



With a door to the bedroom. Door to the bathroom. Door to storage cupboard. Door to the lounge/dining room.

Lounge/Dining Room 13'11" x 17'4" (4.252 x 5.307)



With a set of double glazed windows to the front & side offering partial sea views. Double glazed sliding door to the balcony. Door to the kitchen. Radiator. Feature electric fire.

Lounge/Dining Room



Lounge/Dining Room



Lounge/Dining Room



Balcony



Kitchen



Kitchen 12'5" x 9'7" (3.807 x 2.927)



Kitchen



With a double glazed window to the side. The kitchen is fitted with a range of base and wall units, running work surface incorporating a stainless steel sink and drainer unit. Space for cooker. Extractor hood over. Plumbing for washing machine. Space for fridge/freezer. Sliding door to storage.

Kitchen



Bedroom 10'0" x 13'2" (3.051 x 4.023)



With a set of double glazed windows to the front offering partial sea views. Radiator. Doors to built in wardrobes.

Bedroom



Bathroom 6'4" x 11'7" (1.952 x 3.540)



With a frosted double glazed window to the side. Suite comprising; bathtub. Corner shower cubicle. Wash hand basin. W/C. Tiled floor. Tiled walls. Spotlights.

Bathroom



External



You have allocated private parking for one vehicle and visitor parking.

Services

Mains electric. Mains sewerage. Mains water. Mains Gas. Broadband type - superfast fibre. Mobile phone coverage available with EE & Three.

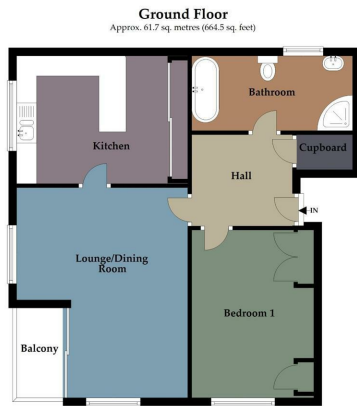
Council Tax Band

Council Tax Band - D

Tenure

Leasehold (60 years remaining) Vendor has agreed to purchase the freehold during the sale process.

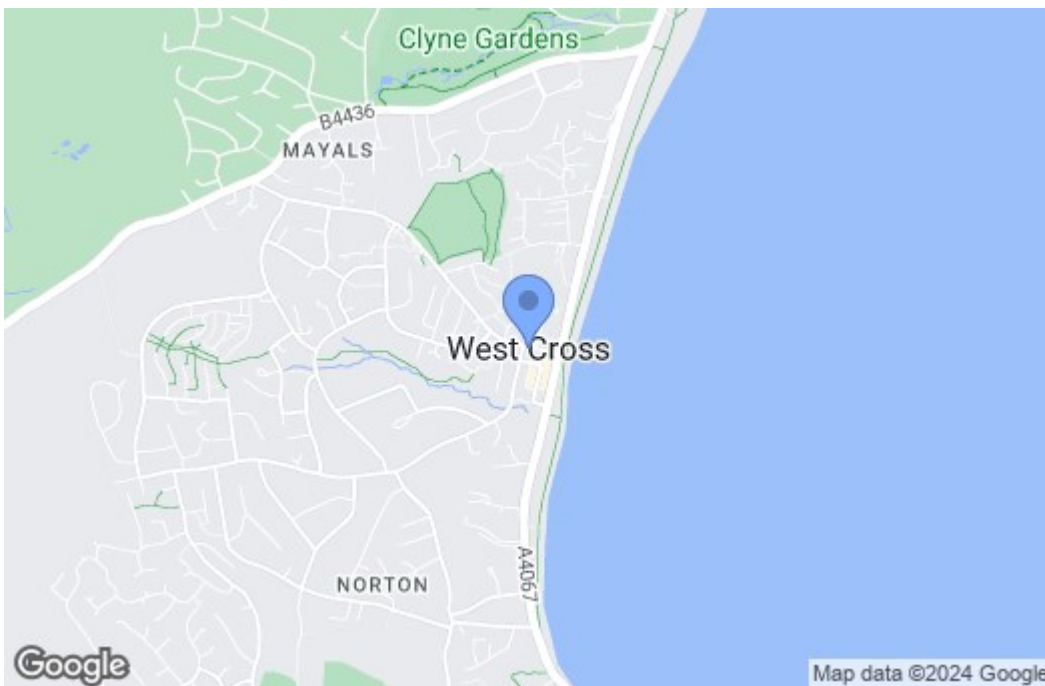
Floor Plan



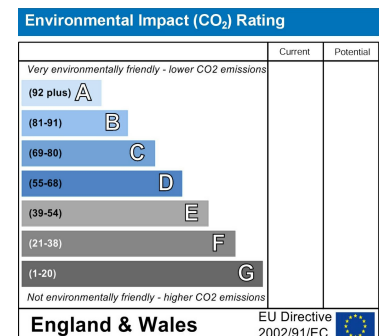
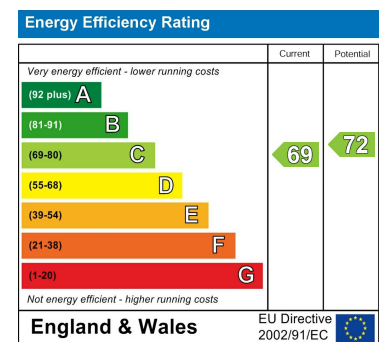
Total area: approx. 61.7 sq. metres (664.5 sq. feet)

Astleys use all reasonable endeavours to supply accurate property information in line with the consumer protection from unfair trading regulations 2008. These property details do not constitute any part of the offer or contract and all measurements are approximate. The matters in these particulars should be independently verified by prospective purchasers and it should not be assumed this property has all the necessary building regulations and planning permissions. Any heating, services and appliances have not been checked or tested. Floor plan is not to scale and is for illustrative purposes only.
Plan produced using PlanItUp.

Area Map



Energy Efficiency Graph



These particulars, whilst believed to be accurate are set out as a general outline only for guidance and do not constitute any part of an offer or contract. Intending purchasers should not rely on them as statements of representation of fact, but must satisfy themselves by inspection or otherwise as to their accuracy. No person in this firm's employment has the authority to make or give any representation or warranty in respect of the property.