



130 Overland Road, Mumbles, Swansea, City & County Of Swansea, SA3 4EU

£450,000

Nestled in the heart of the vibrant seaside village of Mumbles, this four-bedroom terraced property offers an exceptional living experience with breathtaking views of Swansea Bay to the front. Boasting a convenient location and sold with no onward chain, this residence presents an enticing opportunity for those seeking coastal living at its finest.

Spectacular sea views of Swansea Bay from the front of the property.
No onward chain, ensuring a smooth transition for prospective buyers.
Generous plot size of 0.04 acres, providing ample outdoor space.
Spacious floor area spanning 1482.00 square feet, offering comfortable living arrangements.

Entrance

Via a frosted double glazed PVC door into the hallway.

Hallway

With stairs to the first floor. Door to the lounge. Door to the kitchen.

Lounge 11'9" x 11'6" (3.584 x 3.522)



With a double glazed bay window to the front offering sea views. Radiator. Feature fireplace.

Lounge



Lounge



Lounge



Kitchen 11'0" x 15'0" (3.358 x 4.593)



With a frosted glazed hardwood door to the dining room. Double glazed PVC door to the rear. Radiator. The kitchen is fitted with a range of base and wall units, running work surface incorporating a stainless steel sink and drainer unit. Four ring gas hob with extractor hood over. Oven & grill. Space for dishwasher. Space for fridge/freezer. Plumbing for washing machine.

Kitchen



Kitchen



Kitchen



Dining Room 11'1" x 9'2" (3.380 x 2.813)



With a set of double glazed windows to the rear. Door to the shower room. Radiator.

Dining Room



Shower Room 6'7" x 8'0" (2.009 x 2.447)



With a set of frosted double glazed windows to the rear. Suite comprising; corner shower cubicle. Low level w/c. Wash hand basin. Chrome heated towel rail. Tiled floor. Spotlights. Extractor fan.

First Floor

Landing

With stairs to the second floor. Doors to bedrooms three and four. Door to the bathroom. Door to airing cupboard. Double glazed PVC door to the rear raised decked seating area. Radiator.

Bathroom 7'5" x 6'1" (2.285 x 1.865)



With a set of frosted double glazed windows to the rear. Suite comprising; bathtub with shower over. Low level w/c. Wash hand basin. Chrome heated towel rail. Tiled walls. Extractor fan.

Bedroom Three 12'0" x 14'9" (3.671 x 4.515)



With a set of double glazed windows to the front offering sea views. Three radiators. Feature fireplace.

Bedroom Three



Bedroom Three



View



Bedroom Four 13'7" x 9'9" (4.154 x 2.984)



With a set of double glazed windows to the rear.
Radiator.

Bedroom Four



Bedroom Four



Second Floor



Landing

With a Velux roof window to the rear. Doors to bedrooms one and two. Door to the shower room.

Shower Room 11'3" x 2'0" (3.450 x 0.61)

With a Velux roof window to the rear. Suite comprising; low level w/c. Wash hand basin. Shower cubicle. Tiled walls.

Bedroom One 11'6" x 14'10" (3.519 x 4.535)



With a set of double glazed windows to the front offering breathtaking sea views of Swansea Bay and beyond. Radiator. Doors to built in wardrobes.

Bedroom One



Bedroom One



Bedroom Two 13'0" x 9'6" (3.980 x 2.916)



With a set of double glazed windows to the rear. Radiator.

Bedroom Two



Aerial Aspect



External

Aerial Aspect



Aerial Aspect




Front




You have steps leading up to the property. Raised decked seating area offering sea views of Swansea Bay and beyond. Under the decking area you have a spacious storage area for bikes and surfboards.

Front



Rear



Raised decked seating area.

Services

Mains electric. Mains sewerage. Mains water. Mains Gas. Broadband type - ultrafast fibre. Mobile phone coverage available with EE, O2, Three & Vodafone.

Council Tax Band

Council Tax Band - F

Tenure

Freehold.

Floor Plan



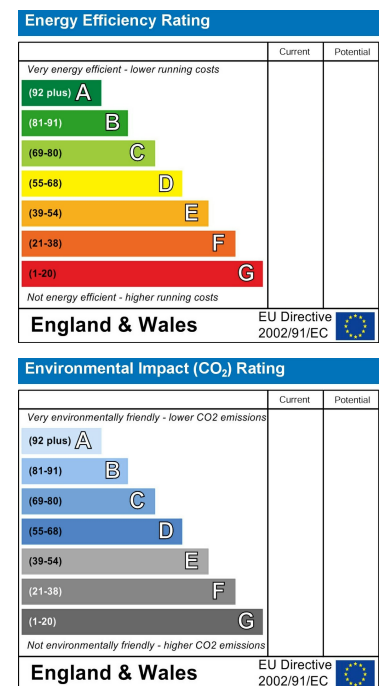
Total area: approx. 139.2 sq. metres (1498.6 sq. feet)

Analysis and all reasonable endeavours to supply accurate property information in line with the minimum parameters from estate agency regulations 2019. These property details do not constitute any part of an offer or contract and all measurements are approximate. The matters in these particulars should be independently verified by prospective purchasers and it should not be assumed this property has all the necessary building regulations and planning permissions. Any listing, review and regulations have not been checked or noted. These plans are not to scale and are for illustrative purposes only.
Plan produced using Plot123

Area Map



Energy Efficiency Graph



These particulars, whilst believed to be accurate are set out as a general outline only for guidance and do not constitute any part of an offer or contract. Intending purchasers should not rely on them as statements of representation of fact, but must satisfy themselves by inspection or otherwise as to their accuracy. No person in this firm's employment has the authority to make or give any representation or warranty in respect of the property.