



Offers Over  
£1,000,000  
Leasehold

## Marine Parade, Worthing

- Penthouse Apartment
- Beautiful Views
- Double Length Garage
- Luxurious En-Suite
- NO CHAIN
- Three Double Bedrooms
- Modern Kitchen/Diner
- Two Balconies
- Council Tax Band - G
- EPC Rating - B

We are delighted to offer to the market this beautiful penthouse apartment in the heart of Worthing Town. Being ideally situated yards from the beach, with local shops, parks, gyms, restaurants, bus routes, and the mainline station all nearby, it is the perfect family location. Accommodation comprises a spacious entrance hallway, a modern kitchen/diner with access to a South facing balcony, a living room with beautiful sea views, three double bedrooms, with the main room having a luxurious en-suite bathroom, and a family shower room. Other benefits include a double-length garage, a long lease, a communal swimming pool, and two balconies, with one having views over the English Channel and the popular Worthing Pier and the other looking over the famous South Downs.

T: 01903 331247 E: [info@robertluff.co.uk](mailto:info@robertluff.co.uk)  
[www.robertluff.co.uk](http://www.robertluff.co.uk)

Robert  
Luff & Co  
Sales | Lettings | Commercial



## Accommodation

### Lift To Property

#### Large Entrance Hallway

Video phone entry system. Wall mounted thermostat control. Large utility cupboard with shelving, Combi boiler, washing machine and tumble dryer. Skylight.

#### Kitchen/ Diner 20'8" x 12'1" (6.31 x 3.69)

Wall mounted thermostat. Skylight. Quartz worktops, splashback, and matching reveals. Soft closing wall, base and draw units. Miele electric hob and integrated counter sunk extractor fan. Miele integrated double oven and microwave grill. Integrated dishwasher and fridge/ freezer. Double glazed doors onto a large South facing balcony.

#### Lounge 16'10" x 12'9" (5.14 x 3.91)

Spotlights. Double glazed South facing windows with beautiful sea views.

#### Bedroom One 19'2" x 10'5" (5.85 x 3.18)

Double glazed window. Walk in wardrobe with rails, spotlights, shelving and floor to ceiling mirrors. Door to:

#### En-Suite

Full ceramic tiling. Walk in shower with wall mounted shower attachment and rainfall shower head. Wall hung WC and basin. Wall mounted heated towel rail. Tile enclosed bath. Mirrored cupboards with down lights. Spotlights.

#### Bedroom Two 15'5" x 10'5" (4.71 x 3.20)

Double glazed door to balcony overlooking the South Downs. Fitted wardrobes with shelving and rail.

#### Bedroom Three 15'4" x 8'7" (4.69 x 2.63)

Double glazed window. Fitted wardrobes with shelving and rail.

#### Bathroom 7'5" x 5'3" (2.28 x 1.62)

Integrated basin and low level flush WC. Wall mounted heated towel rail. Tiled walls. Wall mirror. Walk in shower cubicle with wall mounted Mira electric shower. Spotlights. Shaver point.

#### Balconies

Spacious South Facing Balcony with beautiful sea views.. Further full width balcony with stunning views of the South Downs.

#### Garage

Double Length. Up and over door. Space for multiple vehicles.



#### Tenure

Remainder of 999 year lease.

Maintenance - £3,200 paid six monthly.



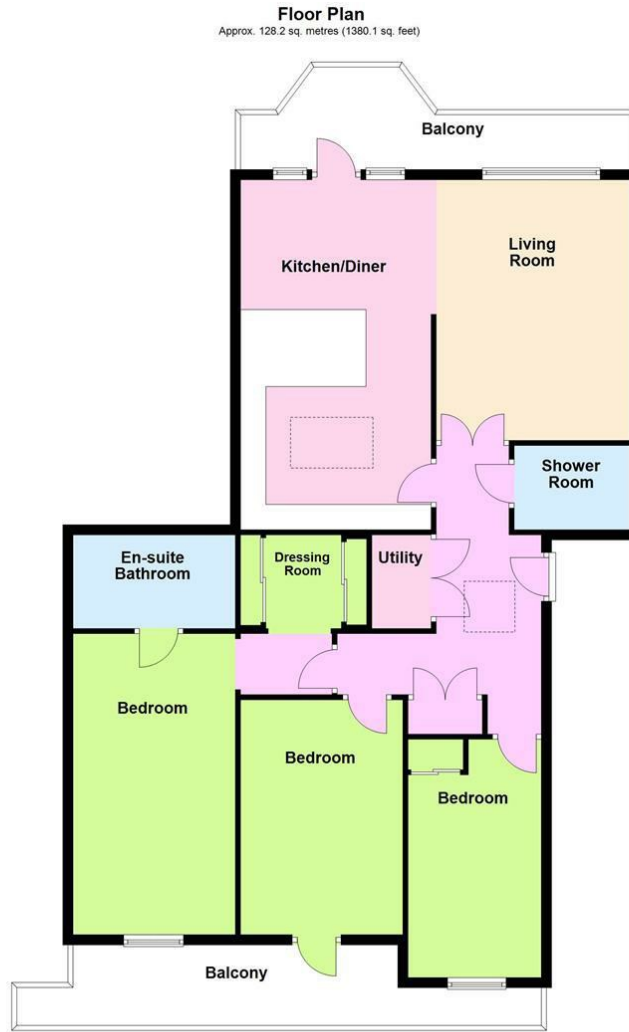




30 Guildbourne Centre, Worthing, West Sussex, BN11 1LZ  
T: 01903 331247 E: info@robertluff.co.uk  
www.robertluff.co.uk



# Floorplan



Total area: approx. 128.2 sq. metres (1380.1 sq. feet)

Energy Efficiency Rating		Current	Potential
Very energy efficient - lower running costs			
(92 plus) <b>A</b>			
(81-91) <b>B</b>			
(69-80) <b>C</b>			
(55-68) <b>D</b>			
(39-54) <b>E</b>			
(21-38) <b>F</b>			
(1-20) <b>G</b>			
Not energy efficient - higher running costs			
<b>England &amp; Wales</b>		EU Directive 2002/91/EC	

Environmental Impact (CO <sub>2</sub> ) Rating		Current	Potential
Very environmentally friendly - lower CO <sub>2</sub> emissions			
(92 plus) <b>A</b>			
(81-91) <b>B</b>			
(69-80) <b>C</b>			
(55-68) <b>D</b>			
(39-54) <b>E</b>			
(21-38) <b>F</b>			
(1-20) <b>G</b>			
Not environmentally friendly - higher CO <sub>2</sub> emissions			
<b>England &amp; Wales</b>		EU Directive 2002/91/EC	

The information provided about this property does not constitute or form any part of an offer or contract, nor may it be regarded as representations. All interested parties must verify accuracy and your solicitor must verify tenure/lease information, fixtures and fittings and, where the property has been extended/converted, planning/building regulation consents. All dimensions are approximate and quoted for guidance only as are floor plans which are not to scale and their accuracy cannot be confirmed. References to appliances and/or services does not imply that they are necessarily in working order or fit for the purpose.