



At home in Alresford

30 Valdean Park

ALRESFORD, HAMPSHIRE, SO24 9AY

Asking Rent £ 1,000 PCM

EPC Not Required

Holding Deposit £230.76

Deposit £1,153.80

Council Tax Band A

Park Home

Two Bedrooms

Spacious Sitting / Dining Room

Shower Room

Garden



A spacious 'double sized' park home in a popular location close to the town centre. Suitable for over 55's only.



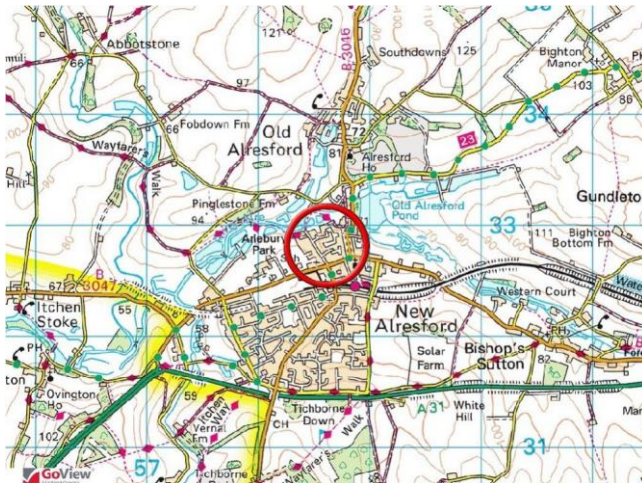
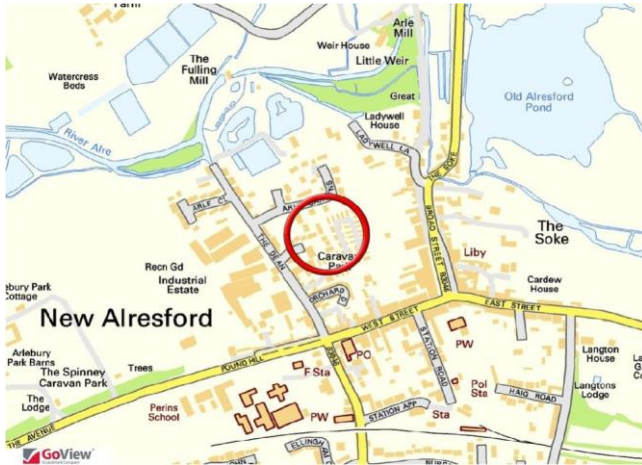


The accommodation includes an 'L' shaped sitting / dining room with an abundance of natural light, a kitchen, shower room and two bedrooms. To the rear is a pleasant garden with useful shed. Suitable for over 55's only. Regrettably no pets are allowed on site.

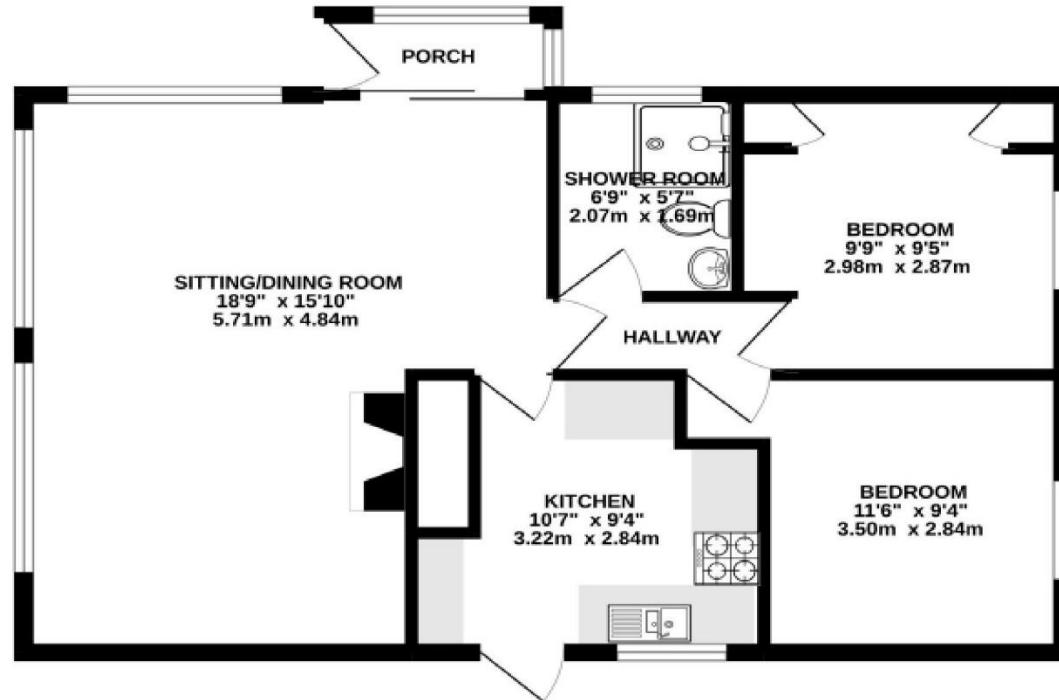
Superfast broadband is available (source: Ofcom). A mobile signal is likely from Three, O2 and Vodafone, but unlikely from EE (source: Ofcom).

Alresford is a beautiful Georgian town known for its variety of independent shops, restaurants and inns located in stunning surroundings on the edge of the South Downs National Park. Attractions include the Watercress steam railway, schools for infant, junior and secondary education, several churches and an active and inclusive community. The cathedral city of Winchester is about 7 miles away and there is easy access to the south coast, the midlands and London via the road network. There is also mainline rail access to London from both Winchester and Alton. Southampton airport is only about half an hour away by car.





GROUND FLOOR 595 sq.ft. (55.3 sq.m.) approx.



TOTAL FLOOR AREA : 595 sq.ft. (55.3 sq.m.) approx.

Whilst every attempt has been made to ensure the accuracy of the floorplan contained here, measurements of doors, windows, rooms and any other items are approximate and no responsibility is taken for any error, omission or mis-statement. This plan is for illustrative purposes only and should be used as such by any prospective purchasers. The services, systems and appliances shown have not been tested and no guarantee as to their operability or efficiency can be given.
Made with Microtek 5/2022



DIRECTIONS

From the centre of Alresford head down West Street (in the direction of Winchester). Turn right into The Dean. Valdean Park will be found a little way along on the right hand side. We recommend parking on The Dean. Go into Valdean Park, walk straight ahead up to the top of the park then bear left where No.30 will be found on the left.

EPC Report not required

No. 11 Broad Street, Alresford, Hampshire, SO24 9AR

01962 736333

lettings@hellards.co.uk | hellards.co.uk

IMPORTANT: we would like to inform prospective purchasers that these sales particulars have been prepared as a general guide only. A detailed survey has not been carried out, nor the services, appliances and fittings tested. Room sizes should not be relied upon for furnishing purposes and are approximate. If floor plans are included, they are for guidance only and illustration purposes only and may not be to scale. If there are any important matters likely to affect your decision to buy, please contact us before viewing the property.

Hellards