

24 Harebell Road - Asking Price £312,500

Red Lodge Suffolk IP28 8TY



"Consistently providing outstanding service to our clients"

Asking Price £312,500

The Property

A beautifully presented modern three bedroom detached house in the expanding village of Red Lodge. The property has the benefit of an en suite to the main bedroom along with two further well appointed bedrooms and a family bathroom to the first floor. On the ground floor there is a kitchen/diner and a double aspect lounge with doors opening up to the garden.

Outside there is an allocated parking space and a gravel driveway for parking.

Call us now to view your new home

AGENTS NOTE: In accordance with The Property Ombudsman requirements, you are advised that a member of Shires staff (or their family members) have an interest in this property.

Full Details

The property boasts attractive accommodation, presented to a high standard throughout. The accommodation features spacious living room with patio doors to rear garden, recently fitted kitchen/dining room and cloakroom/W.C. on the ground floor. The first floor accommodation comprises of three well proportioned bedrooms and family and ensuite bath/shower rooms, both of which are newly fitted. There are well maintained gardens to front and rear with off road/allocated parking.

The expanding village of Red Lodge provides local amenities for everyday needs as well as excellent road links with the A11 trunk road situated nearby.

In further detail the accommodation comprises:-

Newly fitted part glazed composite door opening to:-

Entrance Hall

With newly fitted LVT flooring; recessed lighting; turning stairs to first floor with storage cupboard beneath.

Features

- MODERN DETACHED FAMILY HOME
- THREE WELL PROPORTIONED BEDROOMS
- IMMACULATELY PRESENTED THROUGHOUT
- LIGHT AND AIRY ACCOMMODATION
- FAMILY BATHROOM, ENSUITE SHOWER ROOM AND CLOAKROOM/W.C.
- OFF ROAD/ALLOCATED PARKING
- GAS FIRED RADIATOR HEATING
- UPVC DOUBLE GLAZING

Cloakroom/W.C.

With white suite comprising pedestal wash basin with mixer tap and tiled splashback, low level W.C.; radiator; newly fitted LVT flooring; recessed lighting with extractor.

Lounge

Dual aspect room providing light and airy accommodation; radiator; window to front; patio doors leading to the rear garden.

Kitchen/Dining Room

With a range of modern cream shaker style fitted base units and drawers with wood effect work surfaces over to three sides; one and a half bowl composite sink with mixer tap and tiled splashback; built-in Neff tower oven with separate four burner gas hob with stainless steel chimney style extractor above; integrated washer/dryer and slim-line dishwasher; space for fridge/freezer; newly fitted LVT flooring; recessed lighting; radiator; windows to front and rear.





First Floor Landing

With loft access which is part boarded with light; storage cupboard housing hot water cylinder; doors to all three bedrooms and family bathroom.

Bedroom One

With radiator; window to the front; large freestanding wardrobe to remain; door to:-

Ensuite Shower Room

With newly fitted white suite comprising large walk-in shower cubicle with rainfall shower, vanity unit featuring basin with mixer tap and tiled splashback, low level W.C.; fully tiled walls; tiled floor; recessed lighting with extractor; towel radiator; window to the rear.

Bedroom Two

With radiator; window to front.

Bedroom Three

With radiator; window to rear.

Family Bathroom

With white suite comprising panel enclosed bath with shower above, pedestal basin with mixer tap, low level W.C.; tiling to three sides; tiled floor; recessed lighting with extractor; shaver point; towel radiator; window to front.

Outside


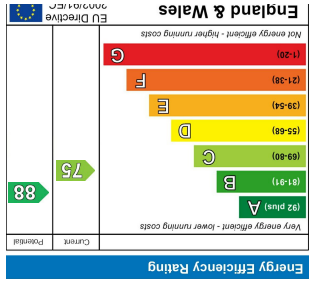
The front of the property features block paved pathway to the front door with outside light. Established hedges lead to the side of the property where side garden and shingled area are located. The rear garden is designed for ease of maintenance with artificial lawn and patio area for seating, shed/workshop with light and power; outdoor tap and lighting; enclosed by wooden fence and brick boundaries with gated side access.

Agents Note

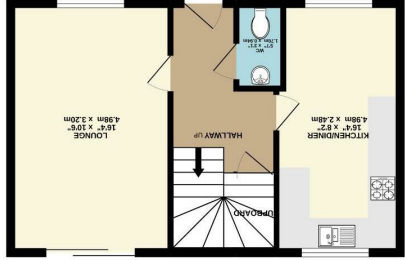
In accordance with The Property Ombudsman requirements, you are advised that a member of Shires staff (or their family members) have an interest in this property.



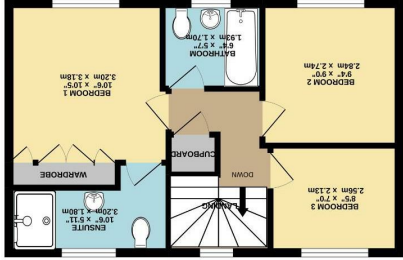
These sales particulars have been produced as a general guide only and we would draw to your attention that we have not carried out a detailed Survey of the property nor have we tested services, appliances or specific fittings. Whilst measurements and statements given within the details are provided in good faith, their accuracy should not be relied upon. If there are any points about which you may be uncertain or would like further clarification, we would suggest that you telephone this office and speak to our staff who will endeavour to assist you.



Shires Residential
4 New Street, Mildenhall, Suffolk, IP28 7EN
T: 01638 712132
E: mildenhall@shiresresidential.com
www.shiresresidential.com



GROUND FLOOR
418 sq.ft. (38.8 sq.m.) approx.



1ST FLOOR
419 sq.ft. (38.9 sq.m.) approx.

While every attempt has been made to ensure the accuracy of the floorplan contained here, measurements of doors, windows, rooms and any other items are approximate and no responsibility is taken for any error, omission or mis-statement. The plan is for guidance purposes only and should be used as such by any prospective purchaser. The services, systems and appliances shown have not been tested and no guarantee as to their operation or efficiency can be given.
Made with Metropix v2.022