

28 Charles Close - Offers Over £250,000

Newmarket CB8 0NT

shires
residential



"Consistently providing outstanding service to our clients"

Offers Over £250,000

The Property

Welcome to this charming 2-bedroom end of terrace house located on Charles Close near to the centre of Newmarket. This delightful property boasts a spacious 818 sq ft of living space, perfect for a small family or a couple looking to settle down in a peaceful neighbourhood.

The property features a well-proportioned reception room, ideal for entertaining guests or simply relaxing after a long day. With 2 bedrooms and 1 bathroom, there is ample space for a growing family or guests who come to visit.

One of the standout features of this lovely home is its large enclosed garden, providing a private oasis where you can enjoy the outdoors in peace and tranquillity. Imagine sipping your morning coffee or hosting a summer barbecue in this beautiful outdoor space.

Conveniently situated in a cul-de-sac, this property offers a quiet and safe environment, perfect for those seeking a peaceful retreat away from the hustle and bustle of city life. Additionally, being close to Newmarket town centre means you have easy access to a range of amenities, including shops, restaurants, and leisure facilities.

Parking is always a breeze with your own space for your car right in front of the property, ensuring you never have to worry about finding a spot after a long day at work. There is a large front garden and the parking could be extended in to this area.

Don't miss out on the opportunity to make this charming end of terrace house your

Features

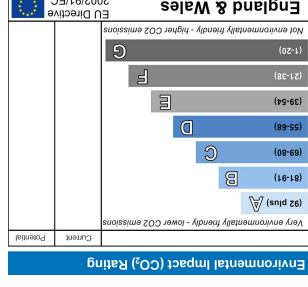
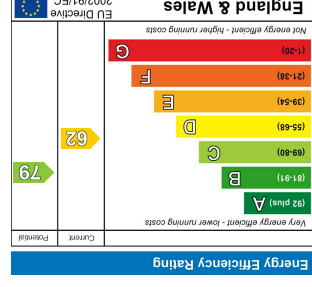
- CUL DE SAC LOCATION
- OWN PARKING TO THE FRONT OF THE HOUSE
- LARGE FRONT GARDEN
- POSSIBILITIES TO CREATE FURTHER PARKING
- LARGE ENCLOSED REAR GARDEN
- 2 DOUBLE BEDROOMS
- GENEROUS SIZED LOUNGE DINER
- DOUBLE GLAZING
- GAS RADIATOR HEATING
- CALL NOW TO VIEW

new home. Contact us today to arrange a viewing and start envisioning your life in this wonderful property on Charles Close.

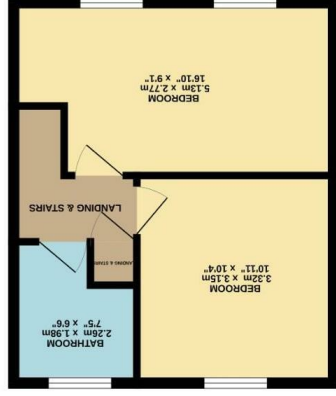




These sales particulars have been produced as a general guide only and we would draw your attention that we have not carried out a detailed Survey of the property nor have we tested services, appliances or specific fittings. Whilst measurements and statements given within the details are provided in good faith, their accuracy should not be relied upon. If there are any points about which you may be uncertain or would like further clarification, we would suggest that you telephone this office and speak to our staff who will endeavour to assist you.



GROUND FLOOR
35.3 sq.m. (380 sq.ft.) approx.



1ST FLOOR
31.2 sq.m. (336 sq.ft.) approx.

When views appear they have been taken to ensure the accuracy of the reported distance here, measurements of distance, outlook, views and any other items are approximate and no responsibility is taken for any error or omission. The land for residential purposes only was included and is not to be used for any prospective purchase. The services, systems and appliances shown have not been tested and no guarantee as to their operation or life-time can be given.
 Made with Mapbox, ©2024



Shires Residential
 4 New Street, Mildenhall, Suffolk, IP28 7EN
 T: 01638 712132
 E: mildenhall@shiresresidential.com
 www.shiresresidential.com