

Alberta Road, Enfield, EN1 1JB



£500,000

Kings Group-Enfield Town are delighted to present this CHAIN FREE THREE DOUBLE BEDROOM VICTORIAN TERRACE HOUSE located in a quiet cul-de-sac in Bush Hill Park. This ideal family home comprises through lounge, fitted kitchen/diner, three double bedrooms with an en-suite shower room to the master, first floor bathroom and a mainly laid to lawn garden. The property is within walking distance of local shops and amenities, as well as transport links including Bush Hill Park Station.

Hallway

Stairs leading to the first floor landing, Ceiling rose, Single radiator

Through Lounge

24'49 x 11'31 (7.32m x 3.35m)

Double glazed window to the front aspect, Single glazed sash window to the rear aspect, Under stairs storage cupboard, Coved ceiling, Ceiling rose x2, Double radiator x2, Laminate flooring, Power points

Kitchen

13'43 x 12'77 (3.96m x 3.66m)

Double glazed window to the rear aspect, Double glazed door leading to the garden, Single glazed sash window to the front aspect, A range of base and wall units with roll top work surfaces, Double radiator, Tiled splash backs, Sink drainer unit, Integrated electric oven, Gas hob, Integrated chimney style extractor hood, Space for fridge/freezer, Plumbing for washing machine, Integrated dishwasher, Coved ceiling, Power points, Tiled flooring

First Floor Landing

Coved ceiling, Carpeted flooring, Stairs leading to the second floor landing

Bathroom

8'69 x 7'97 (2.44m x 2.13m)

Double glazed opaque window to the rear aspect, Heated towel rail, Tiled flooring, Tiled walls, Panel enclosed bath with shower attached, Wash basin with mixer tap and vanity unit underneath, Low level WC, Tiled walls, Spotlights

Bedroom 1

14'07 x 9'98 (4.45m x 2.74m)

Double glazed windows to the front aspect, Coved ceiling, Ceiling rose, Double radiator, Carpeted flooring, Power points

En-Suite Shower Room

8'13 x 2'94 (2.44m x 0.61m)

Shower cubicle, Wash basin with mixer tap, Low level WC, Single radiator, Partly tiled walls, Tiled flooring

Bedroom 3

11'85 x 8'56 (3.35m x 2.44m)

Double glazed window to the rear aspect, Ceiling rose, Double radiator, Carpeted flooring, Power points

Second Floor Landing

Double glazed window to the rear aspect, Carpeted flooring

Bedroom 2

13'95 x 12'13 (3.96m x 3.66m)

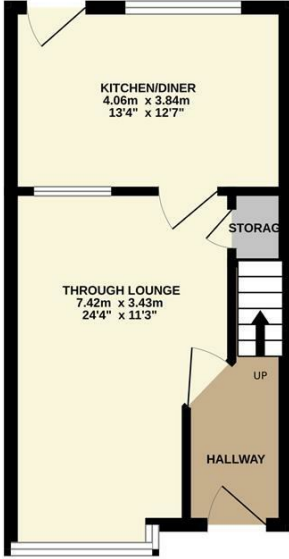
Double glazed window to the rear aspect, Double glazed velux window to the front aspect, Eaves storage, Spotlights, Double radiator, Power points

Garden

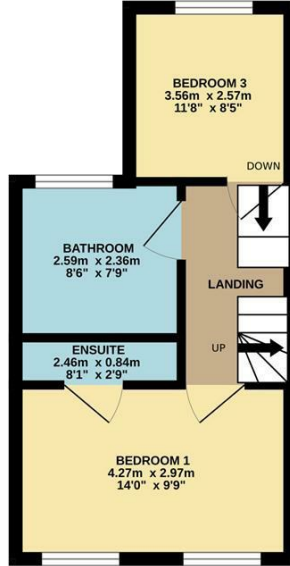
Mainly laid to lawn



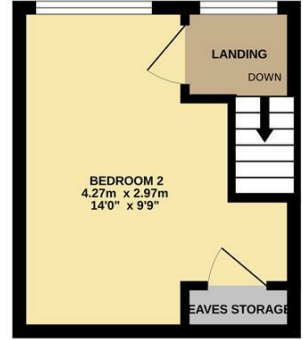
GROUND FLOOR



1ST FLOOR



2ND FLOOR



Whilst every attempt has been made to ensure the accuracy of the floorplan contained here, measurements of doors, windows, rooms and any other items are approximate and no responsibility is taken for any error, omission or mis-statement. This plan is for illustrative purposes only and should be used as such by any prospective purchaser. The services, systems and appliances shown have not been tested and no guarantee as to their operability or efficiency can be given.
Made with Metropix ©2024.

