



Bridgewater Tyland Lane

Sandling, Maidstone ME14 3BL

Offers Over £800,000



Nestled on the picturesque Tyland Lane in Sandling, this stunning detached bungalow is a true gem waiting to be discovered. Boasting a large open plan family room, 5 spacious bedrooms, and 2 bathrooms, this property offers ample space for comfortable living.

Built in 1960s, this bungalow exudes charm and character while also offering modern amenities. With a generous amount of living space, there is plenty of room for the whole family to enjoy. The property also features parking for up to 5 vehicles, ensuring convenience for you and your guests.

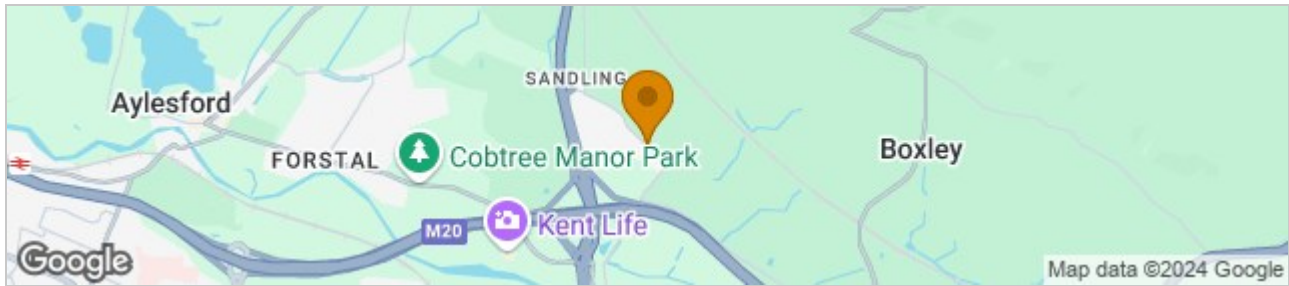
Step inside to find a beautifully refurbished interior that is sure to impress. The open-plan family room serves as the heart of the home, featuring a sleek kitchen complete with many appliances plus a hidden drinks bar, lounge, and diner area illuminated by a superb skylight. The thoughtful layout includes a family bathroom, a master bedroom with en-suite and built-in wardrobes, and a further four double bedrooms, providing comfort and privacy for all.

Outside, the property truly shines with a well-maintained garden complete with a patio, a natural spring water stream, and a charming garden room currently used as a bar and games room. Additionally, there is a garage, a store room, and parking for four cars, offering both storage space and convenience.

Located in the sought-after village of Sandling, this bungalow overlooks the stunning North Downs, providing a tranquil and scenic backdrop to everyday life. Don't miss the opportunity to make this beautifully designed property your own and enjoy the peaceful surroundings and modern comforts it has to offer. Council Tax Band E.



Area Map




Floor Plans



Ground Floor Building 1



Floor 1 Building 1



Ground Floor Building 2

Approximate total area⁽¹⁾2405.63 ft²

Reduced headroom

118.3 ft²10.99 m²

(1) Excluding balconies and terraces

Reduced headroom

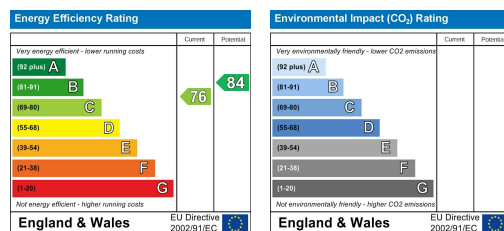
..... Below 5 ft/1.5 m

While every attempt has been made to ensure accuracy, all measurements are approximate, not to scale. This floor plan is for illustrative purposes only.

Calculations are based on RICS IPMS 3C standard.

GIRAFFE360

Energy Efficiency Graph



These particulars, whilst believed to be accurate are set out as a general outline only for guidance and do not constitute any part of an offer or contract. Intending purchasers should not rely on them as statements of representation of fact, but must satisfy themselves by inspection or otherwise as to their accuracy. No person in this firm's employment has the authority to make or give any representation or warranty in respect of the property.

159 High Street, Strood, Rochester, Kent, ME2 4TH

Tel: 01634 735335 Email: justine@medwaymortgageshop.co.uk <https://www.medwaymortgageshop.co.uk>