






39 Gaskell Way, Reffley, King's Lynn PE30 3SD

£249,995

 3  1  1



Family homes like this one, located on the popular Reffley development, always sell well due to the facilities that are within walking distance and the accommodation on offer. This particular home has been much improved by the current owners and offers a private garden and parking as well as a garage.



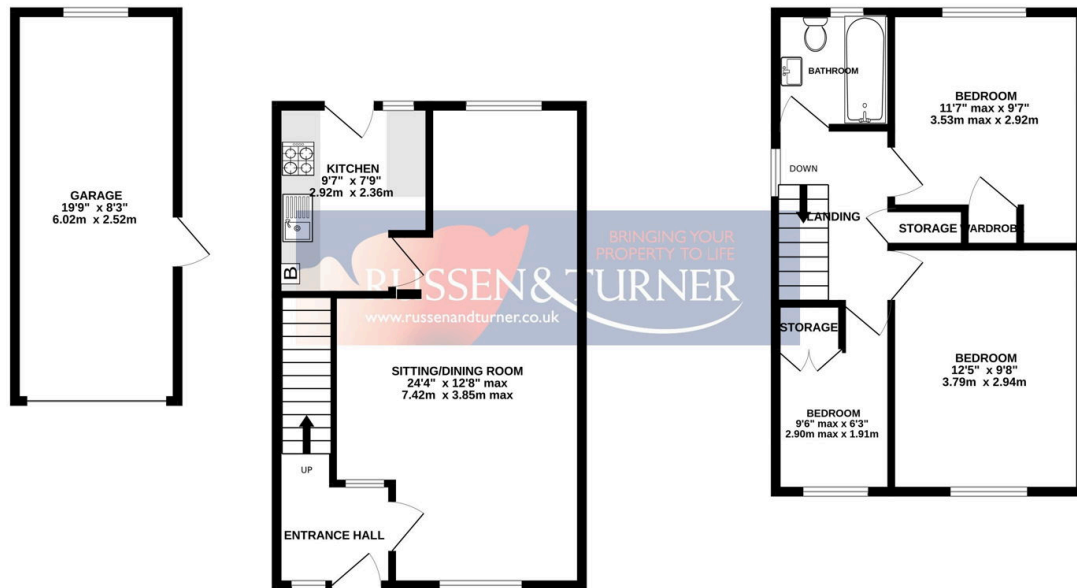


Key Features

- Semi-detached house
- 24ft Lounge / dining
- Garage
- Generous plot
- Gas central heating
- 3 Bedrooms
- Updated by current owners
- Private parking
- Desirable location
- Double glazed

GROUND FLOOR
540 sq.ft. (50.2 sq.m.) approx.

1ST FLOOR
378 sq.ft. (35.1 sq.m.) approx.



TOTAL FLOOR AREA: 917 sq.ft. (85.2 sq.m.) approx.

Whilst every attempt has been made to ensure the accuracy of the floorplan contained here, measurements of doors, windows, rooms and any other items are approximate and no responsibility is taken for any error, omission or mis-statement. This plan is for illustrative purposes only and should be used as such by any prospective purchaser. The services, systems and appliances shown have not been tested and no guarantee as to their operability or efficiency can be given.
Made with Metropix ©2024

