




12 Chapel Lane, West Winch PE33 0LH

£369,995

 4  2  3

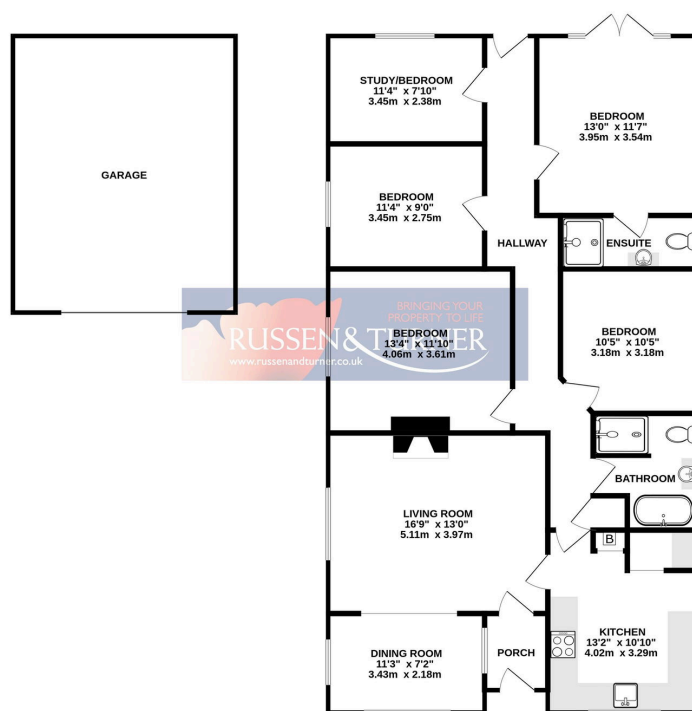


Just a short stroll from the heart of the village, this much-loved bungalow has been thoughtfully updated to create a bright, spacious, and modern home. With contemporary interiors, a private rear garden, and easy access to the local primary school, playfield, and social club, it's the ideal setting for modern family life.

Key Features

- Detached Bungalow
- Stunning Presentation
- Two Reception Rooms plus Study/Play Room
- Detached Garage/Workshop
- Private Rear Garden
- Four Double Bedrooms - Potential for Five
- Ideal Home for Enteratining
- Abundance of Off-road Parking
- Take a look at the Video Tour
- No Onward Chain

GROUND FLOOR
1605 sq.ft. (149.1 sq.m.) approx.



TOTAL FLOOR AREA: 1605 sq.ft. (149.1 sq.m.) approx.

Whilst every attempt has been made to ensure the accuracy of the floorplan contained here, measurements of doors, windows, rooms and any other items are approximate and no responsibility is taken for any error, omission or mis-statement. This plan is for illustrative purposes only and should be used as such by any prospective purchaser. The services, systems and appliances shown have not been tested and no guarantee as to their operability or efficiency can be given.
Made with Metropix ©2024