






## 34 Suffolk Road, King's Lynn PE30 4AJ

£349,995

 4  2  4



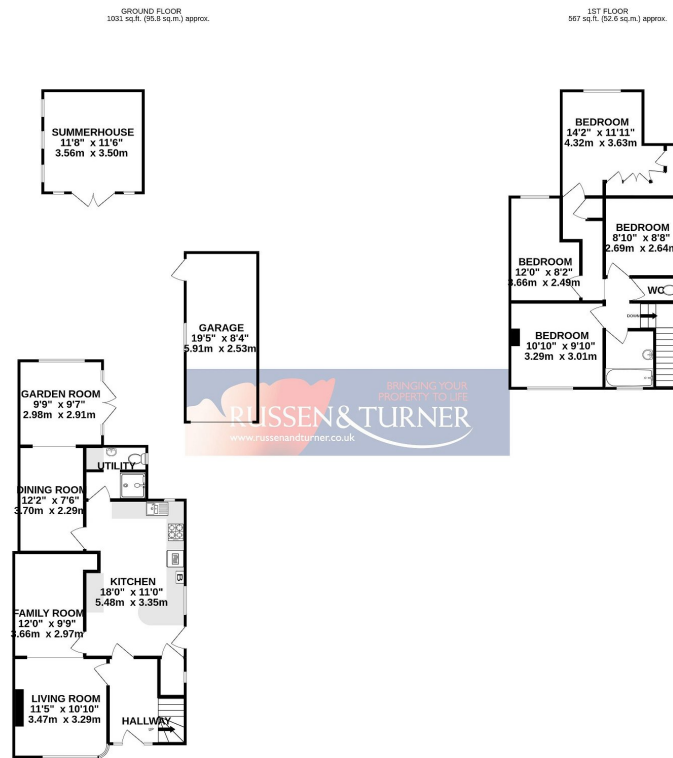
**Looking for somewhere for your growing family?** Located on the ever-desirable Newlyn development and within the Springwood School catchment area; this extended home should have enough space for you, your family and your friends. With 4 bedrooms, 4 reception areas, 2 bathrooms and a large garden with garage, this delightful family home should tick most of your boxes.





## Key Features

- Semi-detached house
- 4 Reception areas
- Detached garage
- Private parking
- Springwood catchment
- 4 bedrooms
- 2 Bathrooms
- Summerhouse
- South facing garden
- Desirable location



TOTAL FLOOR AREA: 1598 sq.ft. (148.5 sq.m.) approx.

Whilst every attempt has been made to ensure the accuracy of the floorplan indicated here, measurements of doors, windows, rooms and any other items are approximate and no responsibility is taken for any error, omission or mis-statement. This plan is for illustrative purposes only and should be used as such for any prospective purchaser. The services, systems and appliances shown have not been tested and no guarantee as to their operability or efficiency can be given.  
Made with Metrepx 12/2022

