



ESTATE AGENT



Hilldrop Road

Bromley, BR1 4DB

Guide price £475,000

*** Guide Price £475,000 - £485,000 ***

Situated on a quiet residential road, moments from Sundridge Park Village and Burnt Ash Parade is this Edwardian, three-bedroom, mid-terrace family home built in 1905.

The property has been well maintained over the years and offers the scope and potential to improve if required. Entering the property; ground floor accommodation comprises entrance hall, front facing reception room with fireplace, kitchen / diner with built in Original Welsh dresser and original floorboards, bathroom with WC. Upstairs are the three bedrooms. Further benefits include UPVC double glazing, gas central heating and a new roof installed 3 years ago. Externally there is a pleasant, low maintenance rear garden that benefits from having its own rear access gate, ideal for getting large items into the garden.


Hilldrop Road is within the catchment area for popular schools such as Parish COE and the "Ofsted Outstanding" Burnt Ash Primary School. The property is also a short walk to local amenities such as Burnt Ash Parade and Sundridge Park Village, offering a selection of independent coffee shops, pubs and restaurants, as well as Sundridge Park Station, Grove Park Station (Zone 4) is also within walking distance, serving direct links into London Bridge, London Cannon Street and Charing Cross. Bromley Town Centre is also easily accessible, offering an array of amenities for shopping and dining.

EPC Rating E

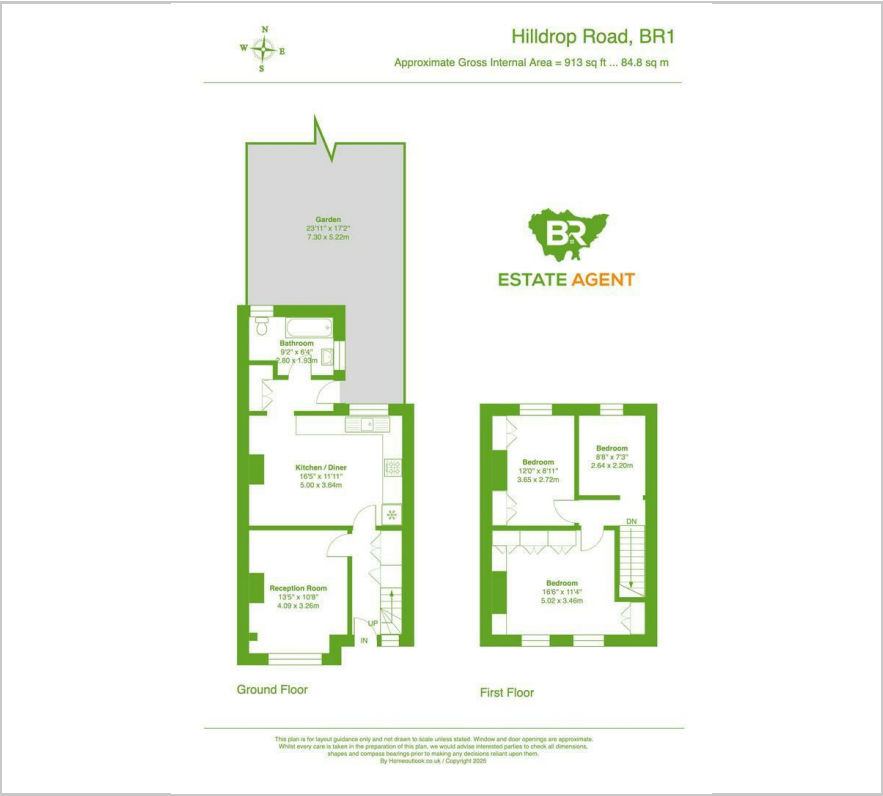
Viewing

Please contact our Bromley Office on 020 3633 8620 if you wish to arrange a viewing appointment for this property or require further information.

- Edwardian Three-Bedroom Family Home
- Two Reception Rooms
- Good size Kitchen / Diner
- Original Welsh dresser and Original Floorboards Throughout
- UPVC double glazing
- Gas Central heating
- New Roof Installed 3 Years Ago
- Rear Garden with its Own Rear Access Gate
- Catchment Area for popular "Ofsted Outstanding" schools
- Short Walk to Sundridge Park Station (Zone 4)



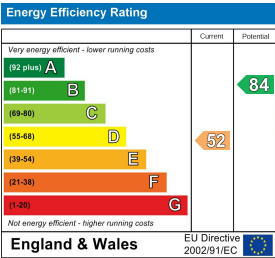
Floor Plan



Area Map



Energy Efficiency Graph



These particulars, whilst believed to be accurate are set out as a general outline only for guidance and do not constitute any part of an offer or contract. Intending purchasers should not rely on them as statements of representation of fact, but must satisfy themselves by inspection or otherwise as to their accuracy. No person in this firms employment has the authority to make or give any representation or warranty in respect of the property.