



2 Bed Cottage

7 New Road, Darley Abbey, Derby DE22 1DR
Offers Around £289,950 Freehold



2



2



1



D

Fletcher
& Company

www.fletcherandcompany.co.uk

- Charming Grade II Listed Cottage
- Close Darley Park
- Lounge & Dining Room
- Kitchen
- Two Bedrooms
- Bathroom
- South Facing Garden
- Ecclesbourne School Catchment Area
- Character Features
- Unique Private Position

CLOSE TO DARLEY PARK – A lovely south-facing two bedroom Grade II cottage with pleasant garden. It is nicely positioned set within the noted conservation area and enjoys a unique position – cannot be seen from New Road!

This charming cottage is perfect for those seeking a peaceful retreat while remaining close to local amenities and the picturesque surroundings of Darley Abbey and beautiful Darley Park.

The cottage is within a short walk to the vibrant Derwent Valley Mills including a fine dining restaurant and popular wine bars. The village is located on the banks of the attractive River Derwent with bridge and magnificent weir.

A further point of note is that Darley Abbey Village is located in one of the few World Heritage Sites.

The Location

Darley Abbey Village is situated approximately 1 mile north from Derby City centre and offers a general store, historic church, Broadway public house and a regular bus service operates along Duffield Road (A6). The beautiful Darley Park which borders Darley Abbey village offers a cafe, cricket ground, children's play area, canoe club and very pleasant walks along the banks of the River Derwent. Derwent Valley Mills including a fine dining restaurant and popular wine bars. It also has a nature reserve known as Nutwood. This property is within the catchment area for Ecclesbourne Secondary School situated in Duffield. Excellent transport links are nearby with fast access on to the A6, A38, A50 and A52 leading to the M1 motorway.

Lounge

13'0" x 12'9" (3.98m x 3.90m)

With feature exposed brick chimney breast, stone fireplace surround, gas burning stove and raised brick hearth, revealed ceiling beams, fitted wall lights, internal sliding Yorkshire sash window acting as a serving hatch to the kitchen, multi-paned sash window, half glazed entrance door and matching exposed brick archway incorporating beam opening into dining area.



Dining Room

12'9" x 5'10" (3.91m x 1.80m)

With radiator, revealed ceiling beams, fitted wall lights, useful understairs storage cupboard, internal sliding glass window acting as a serving hatch to the kitchen, multi-paned sash window, internal latched door, matching exposed brick archway incorporating beam opening back into the lounge.



Kitchen

11'7" x 6'5" (3.55m x 1.98m)

With Belfast sink, chrome period-styled mixer tap, base units with drawer and cupboard fronts, tiled splashbacks, wall and base fitted units with matching beech worktops, built-in stainless steel four-ring electric hob with stainless steel extractor hood over, built-in stainless electric fan-assisted oven beneath. Concealed Worcester 28CDI combination boiler, concealed worktop lights, integrated fridge and freezer, plumbing for washing machine and dish washer, radiator and multi-paned character window.



First Floor Landing

2'10" x 2'5" (0.88 x 0.76)

Bathroom

6'3" x 5'4" (1.92m x 1.63m)

In white with panelled bath with shower, wash basin, low level w.c., tiled splashbacks, radiator and latched internal door.



Bedroom One

12'9" x 11'10" (3.91m x 3.61m)

With built-in double wardrobe, chimney breast, feature archway, radiator, character window with aspect over pleasant garden and latched internal door.



Bedroom Two

10'1" x 7'7" (3.08m x 2.33m)

With radiator, revealed beam, character window with aspect over pleasant garden and latched internal door.



Garden

Being of a major asset to the sale of this property is its garden which enjoys a warm south west aspect. The garden is laid to lawn with flowerbeds, paved patio, fencing, shrubs and TIMBER SHED included in the sale.

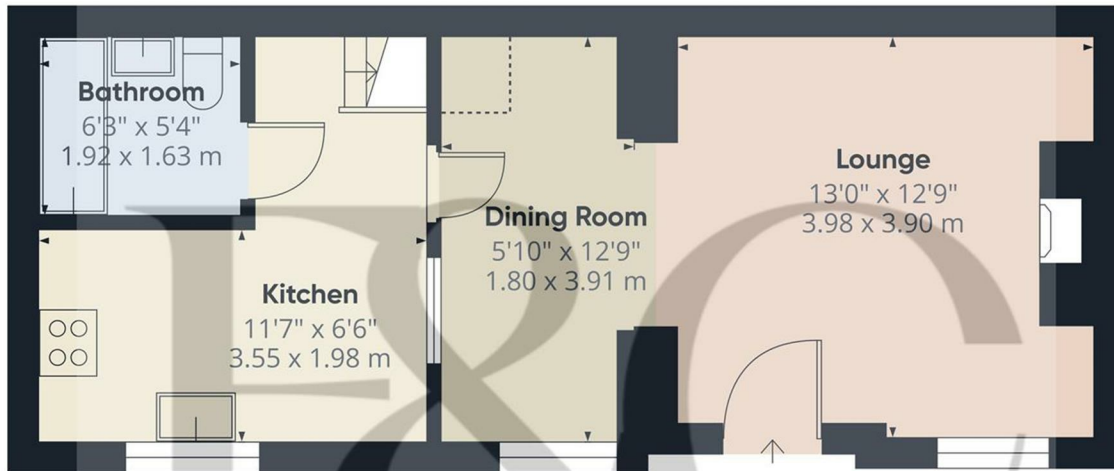


Directions

Leave Derby city centre along Duffield Road (A6) and at the mini roundabout (The Broadway public house) continue straight ahead along Duffield Road (A6). Enter Darley Abbey village turning right onto Mile Ash Lane and proceed down the hill passing the local shop on the right hand side.

Turn first right into Old Lane and proceed to the bottom and at the bend in the road turn right onto Darley Street (one-way system) and proceed past the historic Abbey public house on the right hand side and follow the road round into New Road (one-way system).

Proceed up New Road and on the left hand side there are double-fronted white cottages and number 7 New Road is located directly behind these cottages and is approached via a pathway on the left hand side. Proceed round the back and number 7 is the second cottage on the right.



Floor 0

Approximate total area⁽¹⁾

371.15 ft²
34.48 m²

Reduced headroom

4.81 ft²
0.45 m²

(1) Excluding balconies and terraces

Reduced headroom

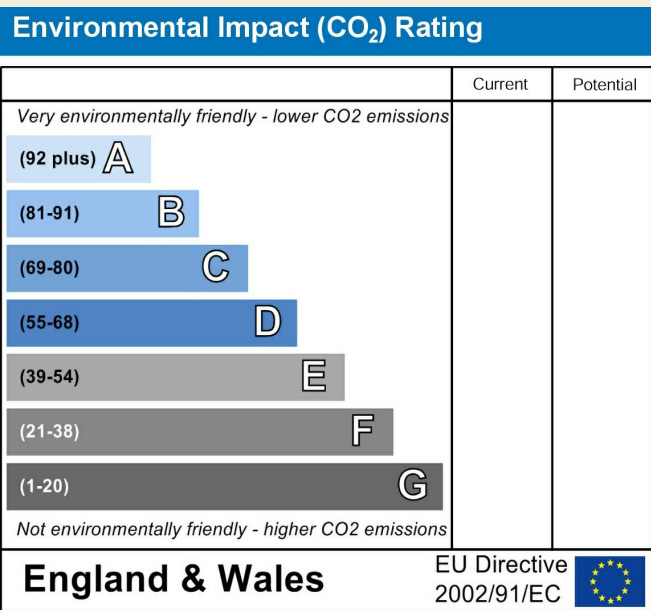
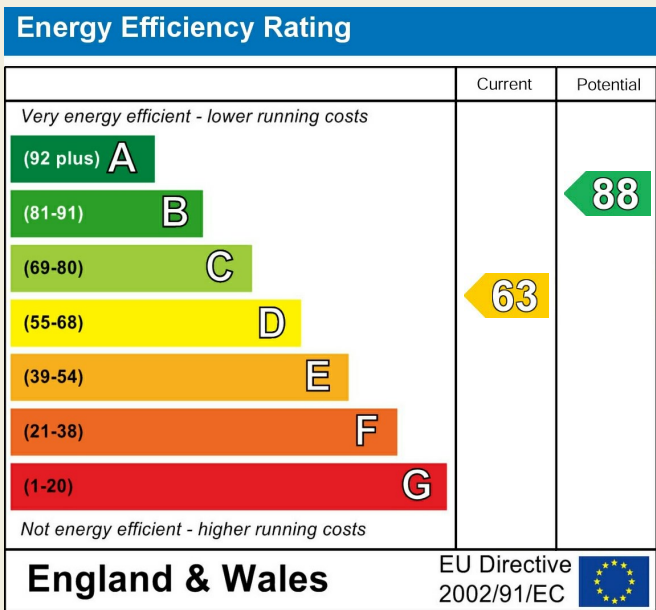
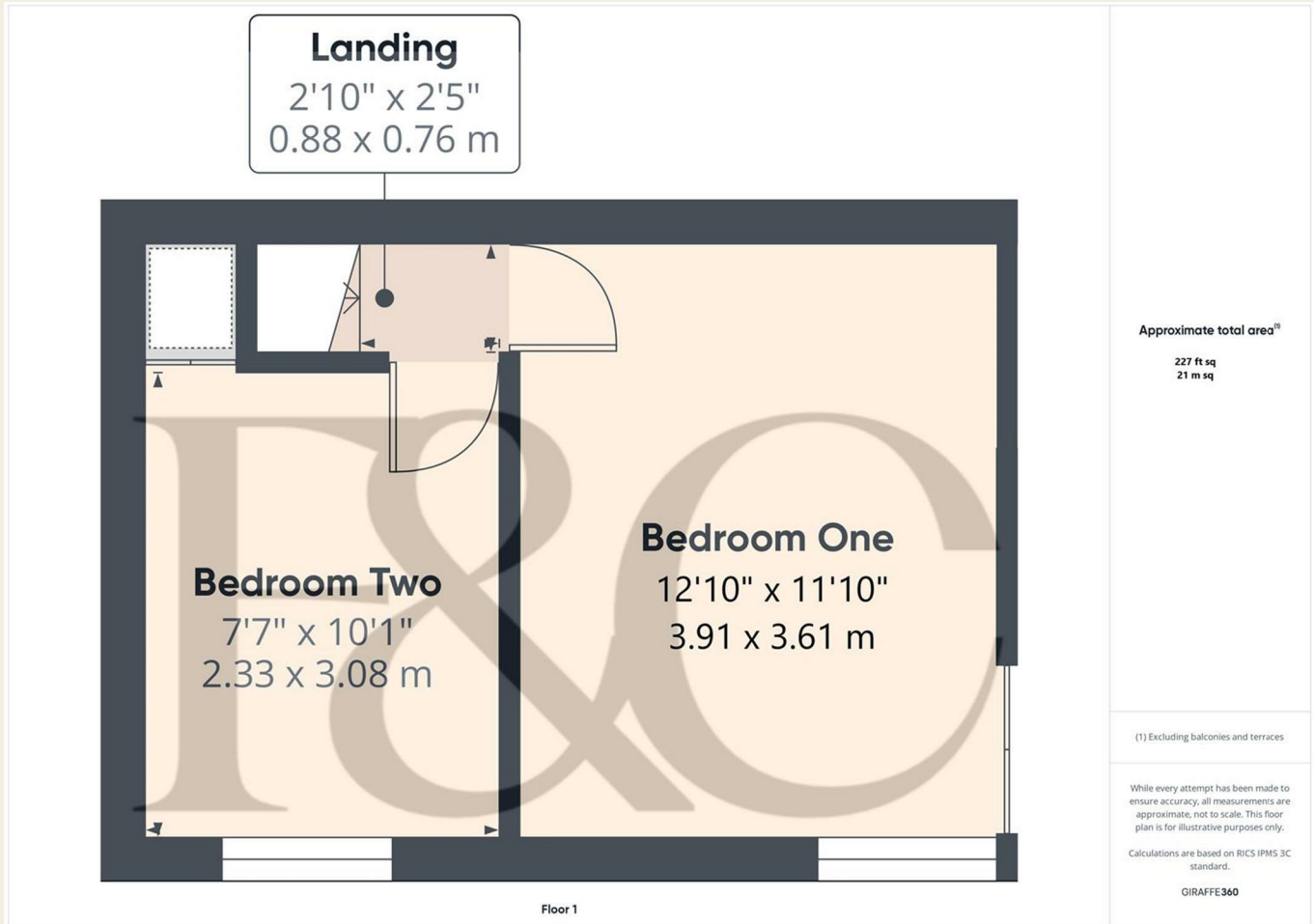
Below 5 ft/1.5 m

While every attempt has been made to ensure accuracy, all measurements are approximate, not to scale. This floor plan is for illustrative purposes only.

Calculations are based on RICS IPMS 3C standard.

GIRAFFE360

These particulars do not constitute an offer or a contract neither do they form part of an offer or contract. The vendor does not make or give and Messrs. Fletcher & Company nor any person employed has any authority to make or give any representation or warranty, written or oral, in relation to this property. Whilst we endeavour to make our sales details accurate and reliable, if there is any point which is of particular importance to you, please contact the office and we will be pleased to check the information for you, particularly if contemplating travelling some distance to view the property. None of the services or appliances to the property have been tested and any prospective purchasers should satisfy themselves as to their adequacy prior to committing themselves to purchase.



These particulars do not constitute an offer or a contract neither do they form part of an offer or contract. The vendor does not make or give and Messrs. Fletcher & Company nor any person employed has any authority to make or give any representation or warranty, written or oral, in relation to this property. Whilst we endeavour to make our sales details accurate and reliable, if there is any point which is of particular importance to you, please contact the office and we will be pleased to check the information for you, particularly if contemplating travelling some distance to view the property. None of the services or appliances to the property have been tested and any prospective purchasers should satisfy themselves as to their adequacy prior to committing themselves to purchase.