




Claverham Road, Claverham

£685,000

 4  2  2



STUNNING VIEWS - Nestled in a peaceful rural setting, this spacious and charming 1930s detached dormer bungalow offers a perfect blend of period elegance and modern comfort. Featuring four generously sized bedrooms, ample parking, and a beautifully landscaped south-facing garden, this versatile home is ideal for families or anyone seeking a tranquil semi-rural lifestyle.



Key Features

- Stunning enclosed south facing garden
- Large double garage
- Striking views across the countryside
- EPC TBC
- School catchment areas
- Parking for 10+ cars
- Stylish interior blending character features with a modern contemporary twist
- Backwell School catchment
- Countryside walks near by
- Easy access to Bristol and Weston

