




debbie fortune

ESTATE AGENTS

Rickford Rise, Burrington

Guide Price £825,000

 4  2  3

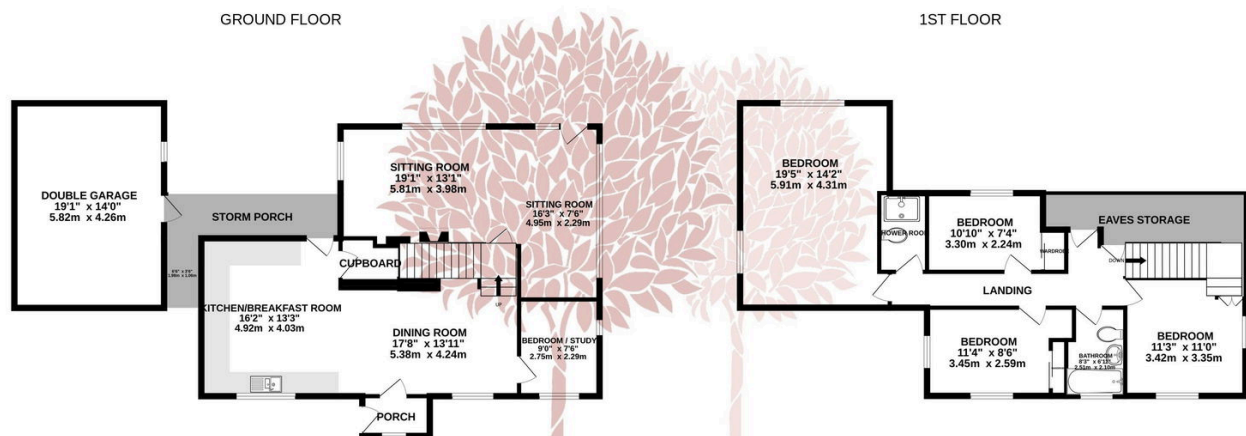


INCREDIBLE VIEWS! Situated in a truly outstanding position within Burrington, this four/five bedroom house offers a spacious family home both inside and out. Set in mature grounds with spectacular views over the local countryside and towards the Bristol Channel. EPC rating D



Key Features

- Glorious elevated position with parkland garden (3/4 acre)
- Outstanding detached family home
- Four double bedrooms/two bathrooms
- Guest bedroom / Study
- Area of outstanding natural beauty
- Excellent local school catchment
- Scope for further development if desired
- Double garage and ample parking
- EPC D
- Council Tax Band G



TOTAL FLOOR AREA: 1965sq.ft. (182.6 sq.m.) approx.

Whilst every attempt has been made to ensure the accuracy of the floorplan contained here, measurements of doors, windows, rooms and any other items are approximate and no responsibility is taken for any error, omission or mis-statement. This plan is for illustrative purposes only and should be used as such by any prospective purchaser. The services, systems and appliances shown have not been tested and no guarantee as to their operability or efficiency can be given.
Made with Metropix ©2024

