



## Wensley Close

Harpenden, AL5 1RZ

At circa 1,345 sq ft, this well presented family home offers plenty of living space, together with a 50 ft garden (westerly aspect), and off-street parking. Wensley Close is in the popular Cross Farm area, close to both the amenities of Southdown and beautiful open countryside. **\*\*CHAIN FREE\*\***

**Guide price £750,000**

# Wensley Close

Harpenden, AL5 1RZ



- CHAIN FREE
- Garden 50ft, westerly aspect
- Close to amenities of Southdown
- Council Tax Band E
- Open plan Kitchen / Dining Room
- Off-street parking
- Close to open countryside
- Well presented throughout
- Popular location for families
- Circa 1,345 sq ft

## Entrance Hall

## Living Room

12'7" x 10'2" (3.84 x 3.12)

## Kitchen / Dining Room

24'7" x 11'1" (7.50 x 3.39)

## Family Room

11'7" x 8'4" (3.55 x 2.56)

## Snug

12'5" x 7'8" (3.81 x 2.34)

## Cloakroom

## Bedroom One

11'1" x 10'4" (max) (3.40 x 3.15 (max))

## En-suite Shower Room

## Bedroom Two

10'4" x 10'3" (3.15 x 3.14)

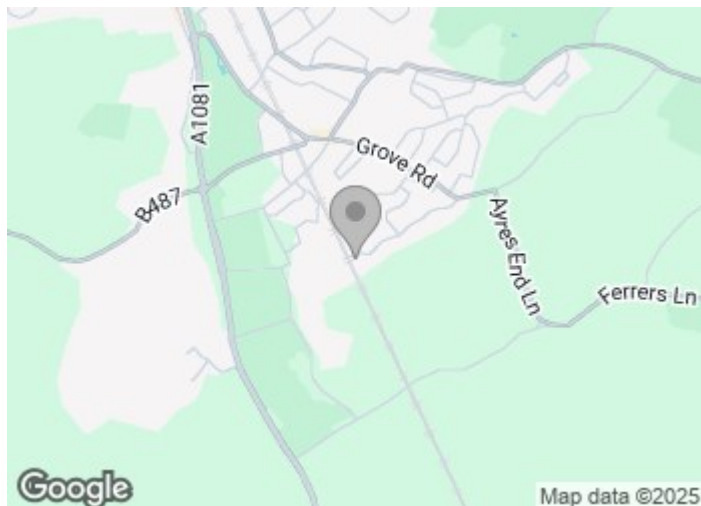
## Bedroom Three

12'3" x 7'7" (3.75 x 2.33)


## Bedroom Four

11'10" x 6'11" (3.62 x 2.12)

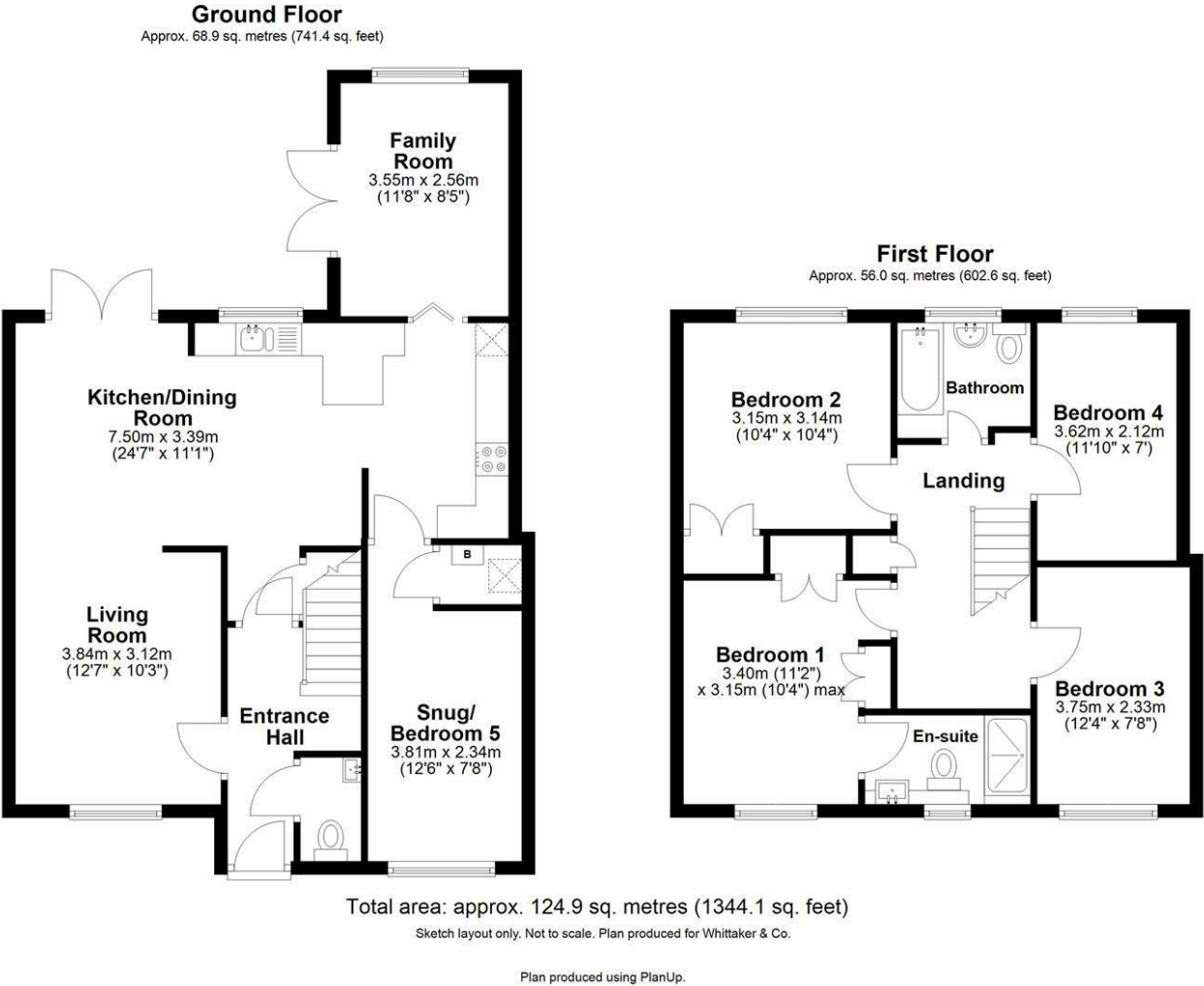
## Family Bathroom







Floor Plan



These particulars, whilst believed to be accurate are set out as a general outline only for guidance and do not constitute any part of an offer or contract. Intending purchasers should not rely on them as statements of representation of fact, but must satisfy themselves by inspection or otherwise as to their accuracy. No person in this firms employment has the authority to make or give any representation or warranty in respect of the property.

