

ANWYL
thoughtful homes




the farndon

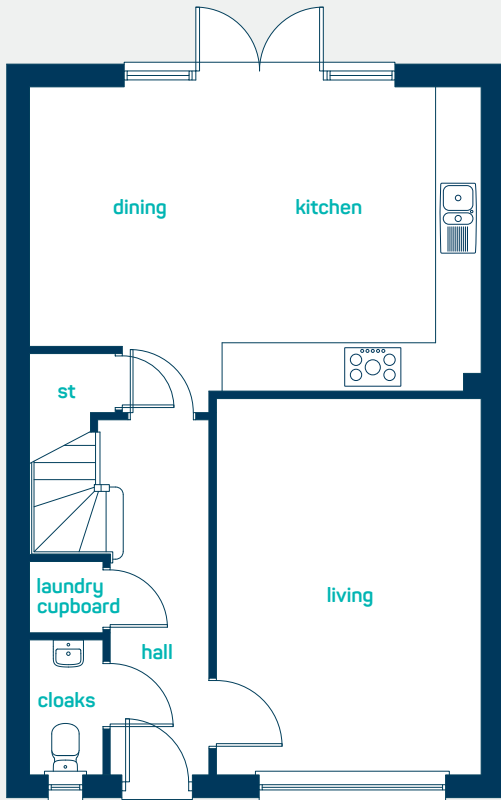
4 bed detached

A *spacious* 4 bedroom detached family home. Key features include a large separate living room, master bedroom with en-suite and open plan kitchen, dining room.

www.anwylhomes.co.uk



Predicted EPC rating

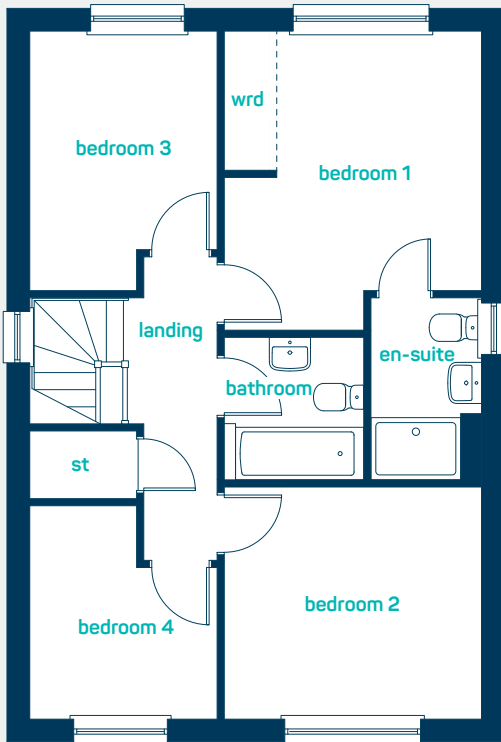


ideal for
spacious living

ground floor

kitchen/dining	19'7" x 13'2"
laundry cupboard	3'2" x 2'11"
cloaks	5'10" x 3'2"
living room	16'4" x 11'5"

kitchen/dining	5.97m x 4.01m
laundry cupboard	0.96m x 0.90m
cloaks	1.78m x 0.96m
living room	4.97m x 3.48m



first floor

bedroom 1	13'0" x 11'2"
en-suite	8'0" x 4'9"
bedroom 2	11'2" x 10'0"
bedroom 3	11'2" x 8'1"
bedroom 4	9'2" x 8'0"
bathroom	6'3" x 6'1"

bedroom 1	3.96m x 3.40m
en-suite	2.43m x 1.45m
bedroom 2	3.40m x 3.05m
bedroom 3	3.41m x 2.47m
bedroom 4	2.80m x 2.45m
bathroom	1.90m x 1.86m

the farndon
4 bed detached

ANWYL
thoughtful homes

NEW HOMES QUALITY CODE

NEW HOMES OMBUDSMAN SERVICE

www.anwylhomes.co.uk

Anwyl Homes is a Registered Developer with the NHQB. This is a computer-generated image of the farndon, elevation treatment may vary. Room sizes are approximate, dimensions are taken from the longest room point (please consult homes advisor for measurement points). Plots may be handed and any garages may be single or double. Kitchen and bathroom layouts are indicative. These plans are correct at the time of going to press, but may be subject to change during construction. Please ensure that you check for specific plot details. 01/11/22.

everything considered.