

TO LET

Waterside Centre Birmingham Business Park

635 sq ft to 3,455 sq ft
With customer parking



- New units available from 635 sq ft to 3,455 sq ft
- Various uses considered subject to planning
- Adjacent to new Greggs and close to WHSmith
- Dedicated customer parking
- Large established business community onsite



OVERVIEW

New Retail Units are being created with customer car parking at the heart of Birmingham Business Park, the most established out of town business park in the Midlands which is home to companies such as Rolls Royce, Fujitsu, Nokia and Goodyear Dunlop.

Location

Birmingham Business Park is accessible via junction 6 of M42 and Junction 4 of M6

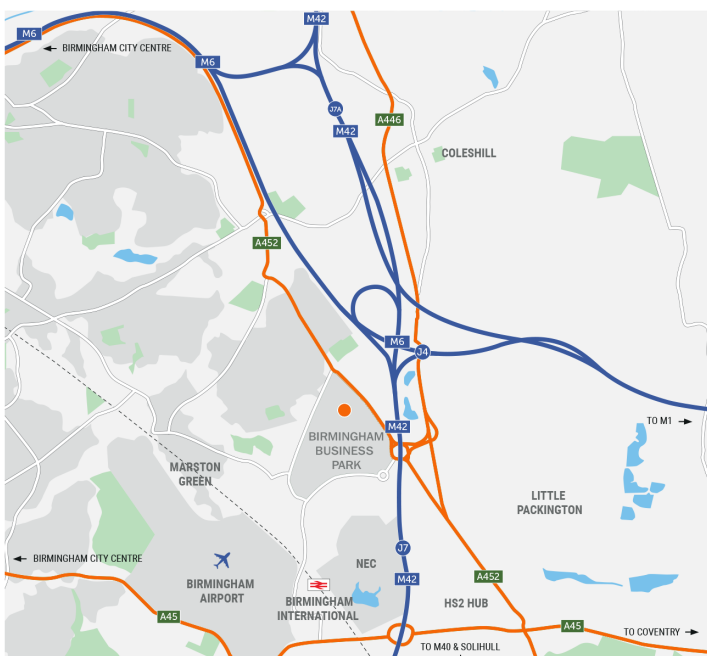
M42 - 3 Minutes

Birmingham - 10 Minutes

NEC - 5 Minutes

Birmingham City Centre - 20 Minutes

Coventry - 20 Minutes



Accommodation

Individual units will be and will be provided with allocated car parking directly opposite the main entrance.

Each unit will benefit from a new shop front, to include access doors, with the internal specification tailored to suit individual occupier requirements.

Terms

New leases will be offered direct from the landlord on terms to be agreed with a service charge levied to cover the cost of external building and estate maintenance.

Service Charge

An annual variable service charge will be levied to cover maintenance costs for the building and the estate. Details are available upon request.

EPC

The units are created but an EPC will be provided once the units have been completed.

For further information please contact the joint agents:



0121 454 4004

Simon Smith

0121 454 4004

simon.smith@wrightsilverwood.co.uk



0121 634 8400

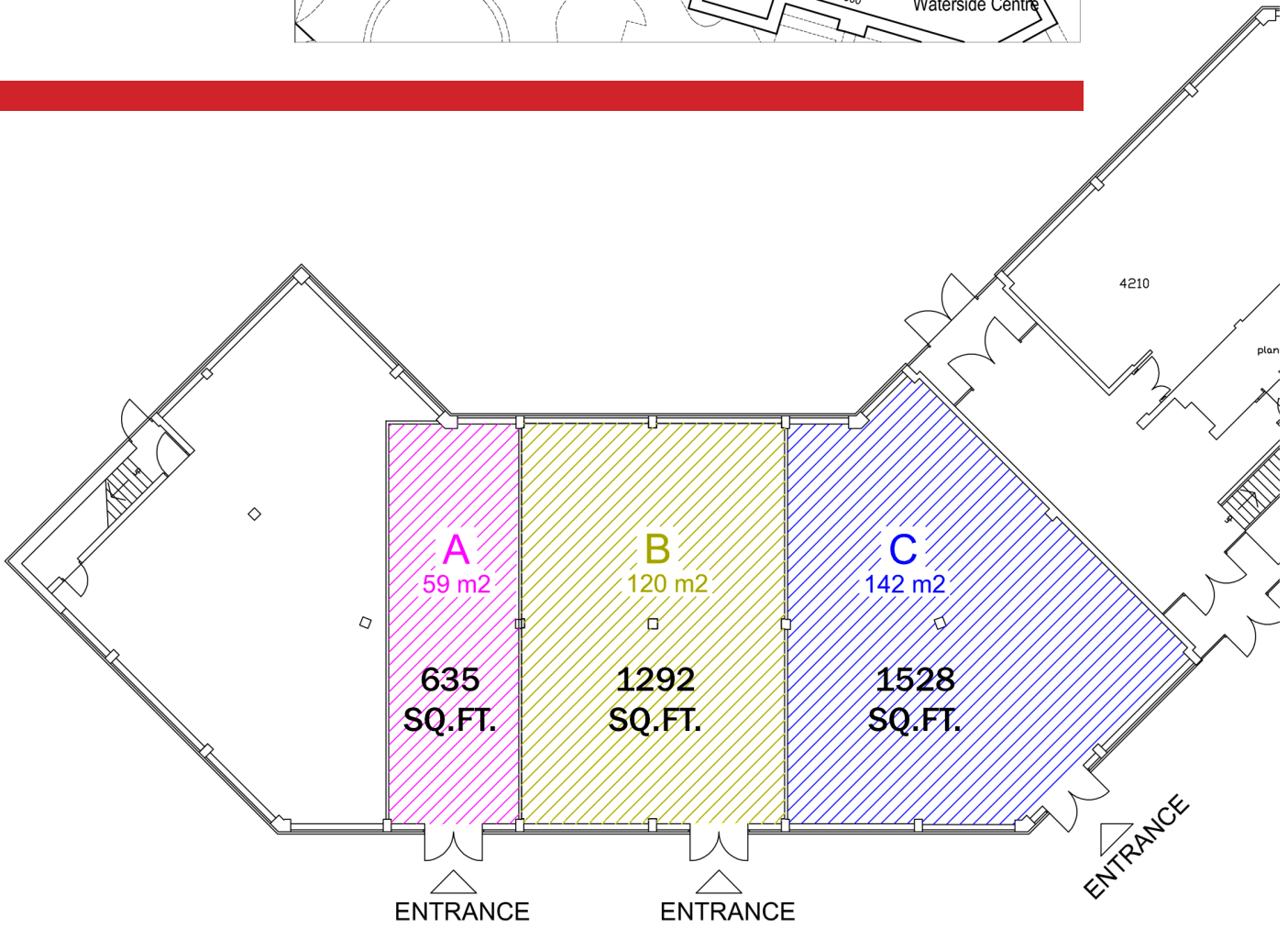
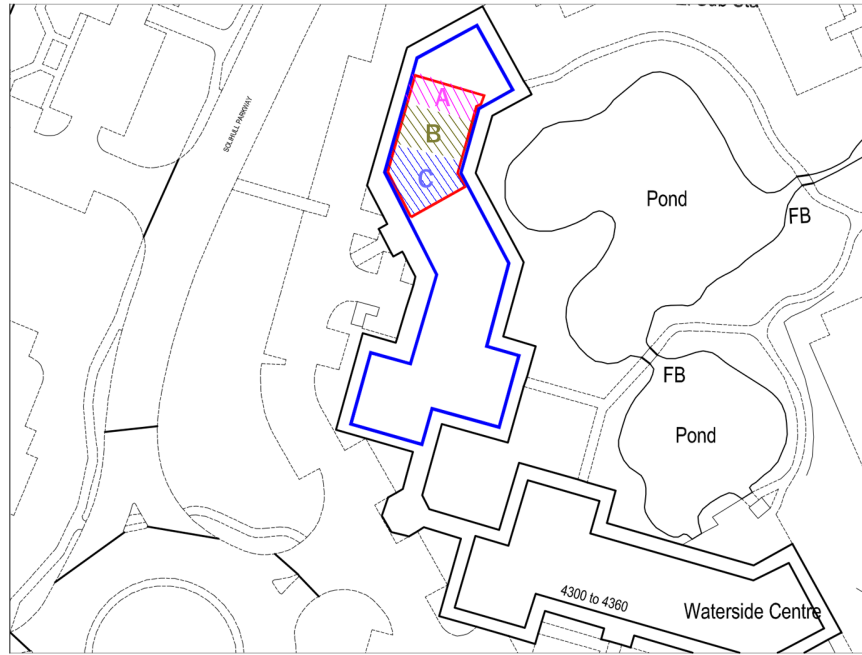
Jonathan Ottewell

0121 634 8419

jottewell@savills.com

PLAN

RETAIL | LEISURE | MEDICAL



CAR PARKING