



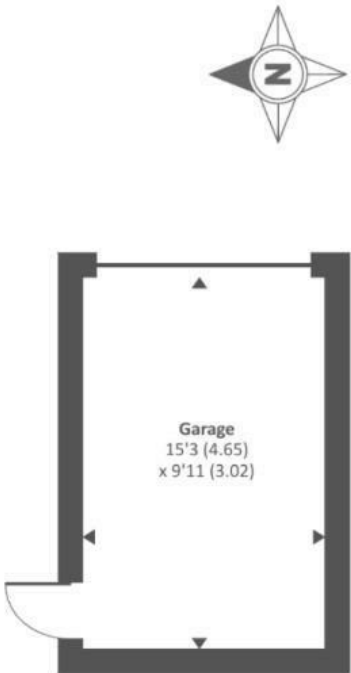
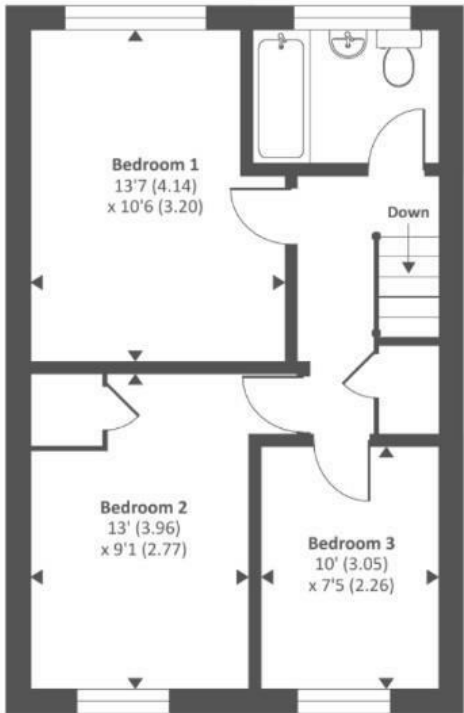
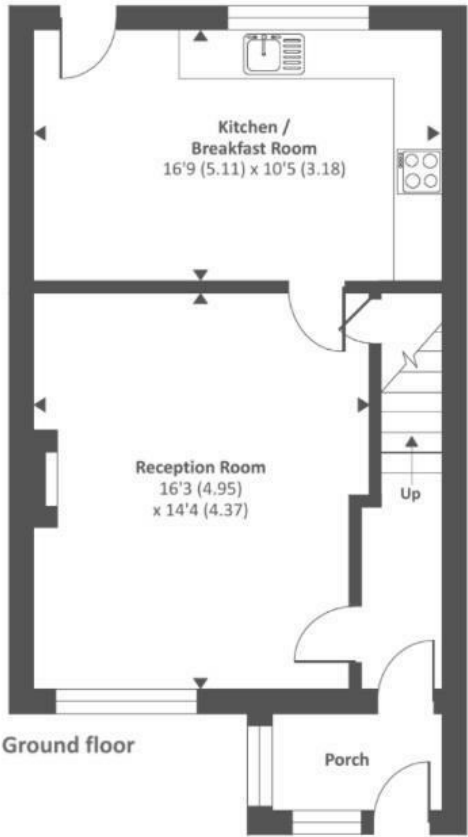
17 Abbey View Road, Swindon, SN25 3DU

Offers over £230,000

Resides Swindon is delighted to be marketing this well presented and spacious three bedroom home in the popular area of Moredon, Swindon. Accommodation comprises of entrance porch, large kitchen diner, spacious lounge diner to the ground floor. Whilst the first floor boasts three bedrooms, fitted bathroom and WC. Externally the property benefits from enclosed front garden, low maintenance rear garden and garage. NO ONWARD CHAIN.

Floor Plan

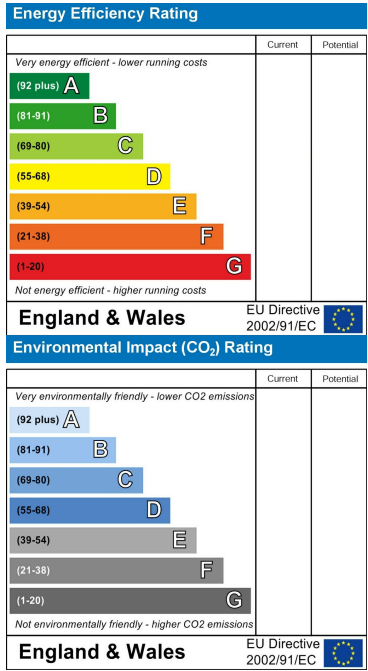
Approximate Area = 949 sq ft / 88.2 sq m
Garage = 153 sq ft / 14.2 sq m
Total = 1102 sq ft / 102.4 sq m
For identification only - Not to scale



Area Map



Energy Efficiency Graph



These particulars, whilst believed to be accurate are set out as a general outline only for guidance and do not constitute any part of an offer or contract. Intending purchasers should not rely on them as statements of representation of fact, but must satisfy themselves by inspection or otherwise as to their accuracy. No person in this firm's employment has the authority to make or give any representation or warranty in respect of the property.