



House - Terraced (EPC Rating:)

**ADDISCOMBE ROAD, WATFORD,
WD18 0ND**

Per Month

£1,850 Per

3 Bedroom House - Terraced located in Watford

Charming Three-Bedroom Family Home in Central Watford- Available Immediately.

The property is on a quiet residential road in the heart of Central Watford, this three-bedroom home is ideal for families, the property is within walking distance to top-rated schools, a wide variety of shops, bars, and restaurants, the beautiful Cassiobury Park, and numerous leisure facilities.

Upon entering the home, you walk into a bright lounge featuring soft grey carpeting and double-glazed windows. The dining room, with wooden flooring, flows seamlessly into the open-plan kitchen. The kitchen comes equipped with a washing machine, oven, and provides access to the bathroom.

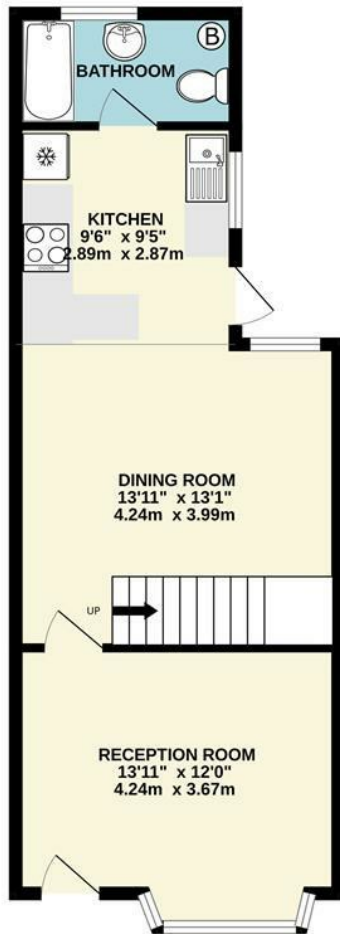
Upstairs, the first floor comprises a spacious master bedroom with grey carpets, along with two additional bedrooms—one with wooden flooring and the other with matching grey carpets. All three bedrooms are accessed via the central landing.

The property also benefits from a private rear garden, gas central heating, and double glazing throughout. Two parking permits are available via Watford Borough Council. The home is offered unfurnished.

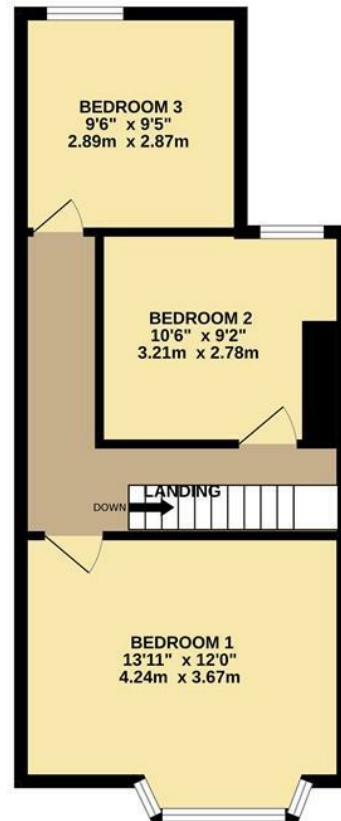


WATFORD LETTINGS | 12 MARKET STREET, WATFORD, HERTFORDSHIRE, WD18 0PD

GROUND FLOOR
474 sq.ft. (44.0 sq.m.) approx.



1ST FLOOR
420 sq.ft. (39.0 sq.m.) approx.



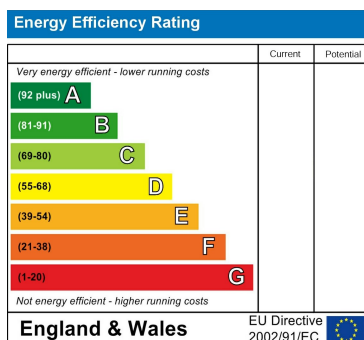
3 BEDROOM 1 BATHROOM

TOTAL FLOOR AREA: 894 sq.ft. (83.1 sq.m.) approx.

Whilst every attempt has been made to ensure the accuracy of the floorplan contained here, measurements of doors, windows, rooms and any other items are approximate and no responsibility is taken for any error, omission or mis-statement. This plan is for illustrative purposes only and should be used as such by any prospective purchaser. The services, systems and appliances shown have not been tested and no guarantee as to their operability or efficiency can be given.
Made with Metropix ©2023

Council Tax Band

Energy Performance Graph



Call us on

01923 220 012

enquiries@warrenanthony.co.uk

www.warrenanthony.co.uk

Agents Note: Whilst every care has been taken to prepare these particulars, they are for guidance purposes only. All measurements are approximate and are for general guidance purposes only and whilst every care has been taken to ensure their accuracy, they should not be relied upon and potential buyers are advised to recheck the

