



House - Terraced (EPC Rating: D)

WHIPPENDELL ROAD, WATFORD,  
HERTFORDSHIRE, WD18 7PA

PCM

£1,950 PCM

# 3 Bedroom House - Terraced located in Hertfordshire

FULLY REFURBISHED THREE BEDROOM HOUSE JUST 0.4 MILES TO WATFORD BOYS GRAMMAR SCHOOL - 0.5 MILES TO WATFORD METROPOLITAN STATION - AVAILABLE NOW.

This spacious three-bedroom family home is ideally situated in Watford, offering convenient access to Watford Boys Grammar School, the Metropolitan Station, Watford Hospital, Watford Town Centre and the beautiful Cassiobury Park. Perfect for families, the property boasts generous living space throughout.

Upon entering, you are welcomed by a hallway that leads into a bright lounge featuring a bay window, followed by a separate dining room ideal for family meals or entertaining guests. The fitted kitchen is equipped with a gas hob and electric oven, washing machine, dishwasher, and fridge freezer, making it ready for day-to-day living. Adjacent to the kitchen is a third reception room, complete with a W.C., which could serve as a home office or playroom.

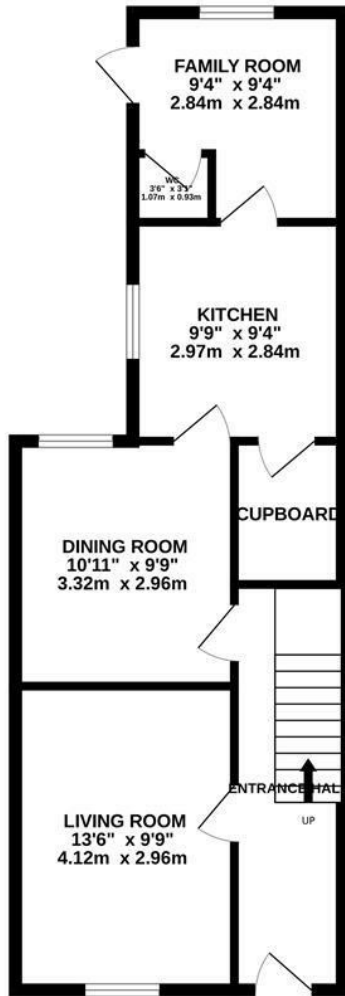
Upstairs, the first floor offers three well-proportioned bedrooms, all accessed from a central landing. The master bedroom benefits from fitted wardrobes and the family bathroom is also conveniently located off of the landing.

Additional features include permit parking, gas central heating, lovely wooden doors and a good sized rear garden with side access. Offered unfurnished and available NOW.

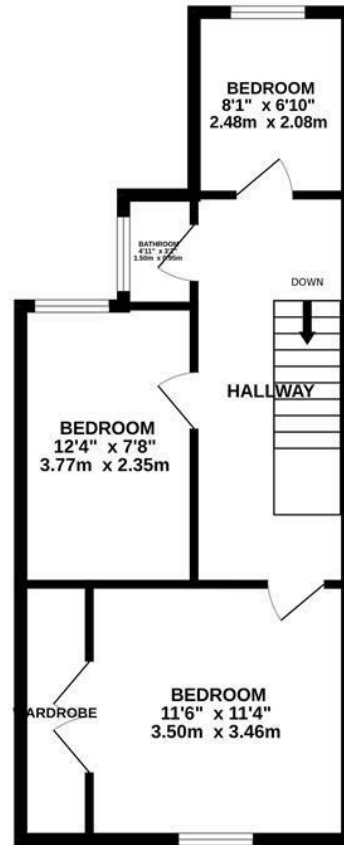


WATFORD LETTINGS | 12 MARKET STREET, WATFORD, HERTFORDSHIRE, WD18 0PD

GROUND FLOOR  
532 sq.ft. (49.4 sq.m.) approx.



1ST FLOOR  
449 sq.ft. (41.7 sq.m.) approx.



TOTAL FLOOR AREA : 981 sq.ft. (91.2 sq.m.) approx.

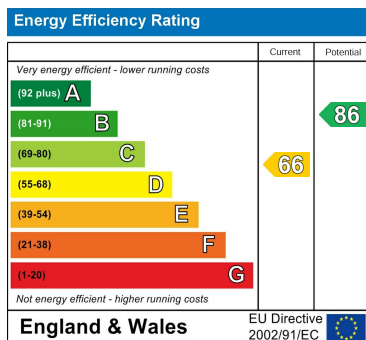
Whilst every attempt has been made to ensure the accuracy of the floorplan contained here, measurements of doors, windows, rooms and any other items are approximate and no responsibility is taken for any error, omission or mis-statement. This plan is for illustrative purposes only and should be used as such by any prospective purchaser. The services, systems and appliances shown have not been tested and no guarantee as to their operability or efficiency can be given.

Made with Metropix ©2025

Council Tax Band

**D**

Energy Performance Graph



Call us on

**01923 220 012**

**enquiries@warrenanthony.co.uk**

**www.warrenanthony.co.uk**

Agents Note: Whilst every care has been taken to prepare these particulars, they are for guidance purposes only. All measurements are approximate and are for general guidance purposes only and whilst every care has been taken to ensure their accuracy, they should not be relied upon and potential buyers are advised to recheck the