




See More Online

# KFB: Key Facts For Buyers

A Guide to This Property & the Local Area

**Wednesday 08<sup>th</sup> October 2025**



**5, CHAPEL AVENUE, LONG STRATTON, NORWICH, NR15 2TE**

## Whittley Parish | Long Stratton

Beatrix Potter Cottage The Street Long Stratton NR15 2XJ

01508 531331

rachel@whittleyparish.com

www.whittleyparish.com













Powered by  
**aprift**  
Know any property instantly



## Property

Type:	Terraced	Tenure:	Freehold
Bedrooms:	2		
Floor Area:	753 ft <sup>2</sup> / 70 m <sup>2</sup>		
Plot Area:	0.07 acres		
Council Tax :	Band B		
Annual Estimate:	£1,842		
Title Number:	NK12510		
UPRN:	2630128631		

## Local Area

Local Authority:	Norfolk	Estimated Broadband Speeds (Standard - Superfast - Ultrafast)		
Conservation Area:	No			
Flood Risk:				
• Rivers & Seas	Very low	16 mb/s	80 mb/s	1000 mb/s
• Surface Water	Very low			
Mobile Coverage: (based on calls indoors)		Satellite/Fibre TV Availability:		
				
O <sub>2</sub>	EE	3	O <sub>2</sub>	
				

# Planning History

## This Address



Planning records for: *5, Chapel Avenue, Long Stratton, Norwich, NR15 2TE*

Reference - 1997/0477	
Decision:	Decided
Date:	07th April 1997
Description:	Erection of extension to dwelling





5, CHAPEL AVENUE, LONG STRATTON, NORWICH, NR15  
2TE





5 Chapel Avenue, Long Stratton, NORWICH, NR15 2TE

Energy rating

**D**

Valid until 06.10.2035

Certificate number  
0333-3955-4200-6285-3200

Score	Energy rating	Current	Potential
92+	<b>A</b>		
81-91	<b>B</b>		
69-80	<b>C</b>		73   c
55-68	<b>D</b>	62   D	
39-54	<b>E</b>		
21-38	<b>F</b>		
1-20	<b>G</b>		



### Additional EPC Data

---

<b>Property Type:</b>	Detached bungalow
<b>Walls:</b>	Cavity wall, filled cavity
<b>Walls Energy:</b>	Good
<b>Roof:</b>	Pitched, 175 mm loft insulation
<b>Roof Energy:</b>	Good
<b>Window:</b>	Mostly double glazing
<b>Window Energy:</b>	Average
<b>Main Heating:</b>	Boiler and radiators, oil
<b>Main Heating Energy:</b>	Average
<b>Main Heating Controls:</b>	Programmer, room thermostat and TRVs
<b>Main Heating Controls Energy:</b>	Good
<b>Hot Water System:</b>	From main system
<b>Hot Water Energy Efficiency:</b>	Average
<b>Lighting:</b>	Below average lighting efficiency
<b>Lighting Energy:</b>	Average
<b>Floors:</b>	Solid, no insulation (assumed)
<b>Secondary Heating:</b>	None
<b>Air Tightness:</b>	(not tested)
<b>Total Floor Area:</b>	70 m <sup>2</sup>



### Whittleby Parish | Long Stratton

---

At Whittleby Parish, we strive to offer the best experience for all of our valued clients. We employ an experienced team and support our people with the best processes, cutting edge technology, marketing and training. We continue to improve and learn from feedback to strive to be the best at what we do and achieve.

Our proactive approach combined with advertising across four major property portals (Rightmove, Zoopla, onthemarket.com and Primelocation) as well as on social media platforms; coupled with our large database of registered applicants allows us to promote our properties to the widest target market.

With family roots still at the heart of all operations, Alex Parish ensures the original ethos and vision continues to run throughout the company's core, never comprising the personal service its reputation has been built upon.



### Testimonial 1



It was a pleasure doing business with the Attleborough branch. Kept to every promise made and acted really fast. Made a stressful time far less stressful.

### Testimonial 2



We asked Whittley Parish Diss to carry out a house valuation for us. Alex Parish came to do the job - he was kind, considerate and professional. The process was thorough but yet quick and easy for us. We couldn't ask for more - many thanks.

### Testimonial 3



The whole team at Whittley Parish were first class from first introduction to final sale. With lots of estate agents in the Long Stratton area, this is the only one you need to know. Excellent would highly recommend.



/whittleyparishmanagementltd



/whittleyparish



/whittleyparish/?hl=en

# Whittley Parish | Long Stratton

## Data Quality

We are committed to comprehensive property data being made available upfront to make the home buying and selling process quicker, easier and cheaper. This is why we have partnered with Sprift, the UK's leading supplier of property-specific data.



### Contains public sector information licensed under the Open Government License v3.0

The information contained within this report is for general information purposes only.

Sprift Technologies Ltd aggregate this data from a wide variety of sources and while we endeavour to keep the information up to date and correct, we make no representations or warranties of any kind, express or implied, about the completeness, accuracy, reliability, of the information or related graphics contained within this report for any purpose.

Any reliance you place on such information is therefore strictly at your own risk. In no event will we be liable for any loss or damage including without limitation, indirect or consequential loss or damage, or any loss or damage whatsoever arising from loss of data or profits arising out of, or in connection with, the use of this report.



### Whittley Parish | Long Stratton

Beatrix Potter Cottage The Street Long  
Stratton NR15 2XJ  
01508 531331  
rachel@whittleyparish.com  
www.whittleyparish.com

