



See More Online

KFB: Key Facts For Buyers

A Guide to This Property & the Local Area

Thursday 22nd May 2025



2, OLIVE AVENUE, NEWTON FLOTMAN, NORWICH, NR15 1PF

Whittley Parish | Long Stratton

Beatrix Potter Cottage The Street Long Stratton NR15 2XJ

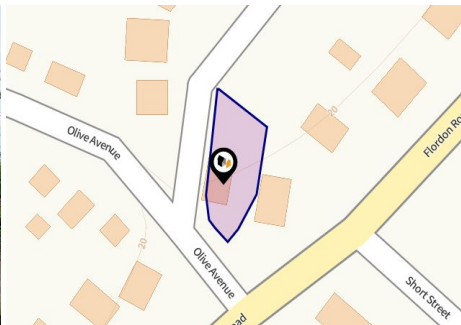
01508 531331

rachel@whittleyparish.com

www.whittleyparish.com












Powered by
aprift
Know any property instantly



Property

Type:	Detached	Tenure:	Freehold
Bedrooms:	4		
Floor Area:	1,819 ft ² / 169 m ²		
Plot Area:	0.13 acres		
Council Tax :	Band E		
Annual Estimate:	£2,894		
Title Number:	NK430618		
UPRN:	2630176727		

Local Area

Local Authority:	Norfolk	Estimated Broadband Speeds (Standard - Superfast - Ultrafast)		
Conservation Area:	No			
Flood Risk:				
• Rivers & Seas	Very low	18 mb/s	62 mb/s	1000 mb/s
• Surface Water	Very low			
Mobile Coverage: (based on calls indoors)		Satellite/Fibre TV Availability:		
				
O ₂	EE	3	O2	sky
				







2, OLIVE AVENUE, NEWTON FLOTMAN, NORWICH, NR15
1PF



2, OLIVE AVENUE, NEWTON FLOTMAN, NORWICH, NR15
1PF



2, OLIVE AVENUE, NEWTON FLOTMAN, NORWICH, NR15
1PF





2, Olive Avenue, Newton Flotman, NR15 1PF

Energy rating

B

Valid until 22.02.2026

Score	Energy rating	Current	Potential
92+	A		100 A
81-91	B	86 B	
69-80	C		
55-68	D		
39-54	E		
21-38	F		
1-20	G		



Additional EPC Data

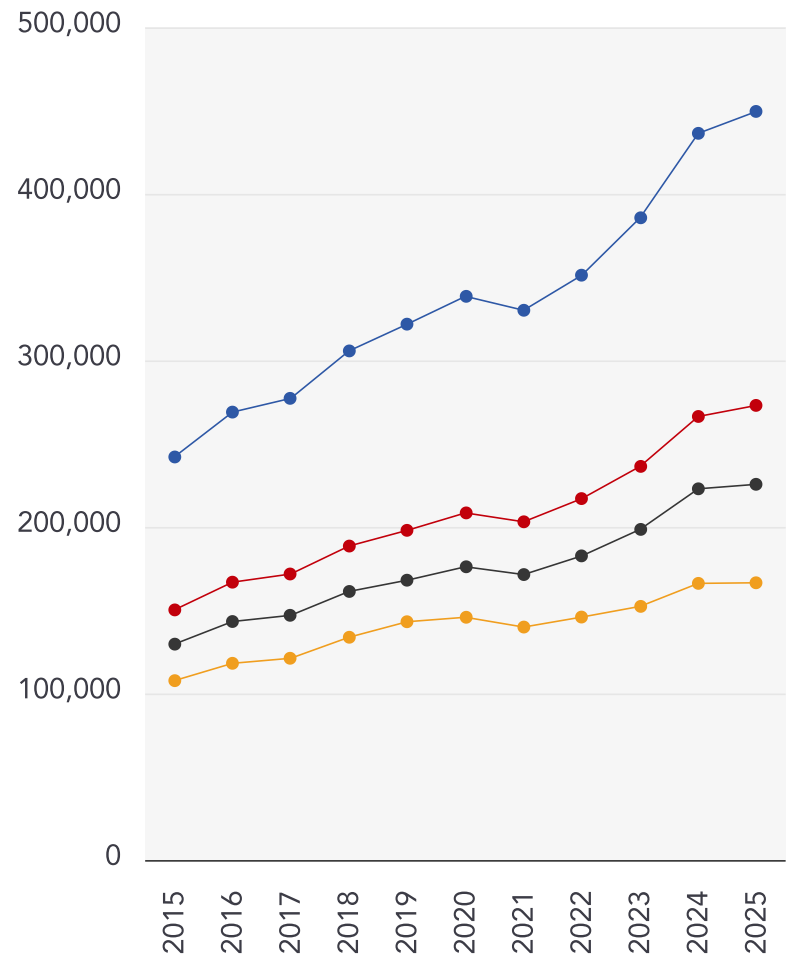
Property Type:	House
Build Form:	NO DATA!
Transaction Type:	New dwelling
Energy Tariff:	Standard tariff
Main Fuel:	Mains gas - this is for backwards compatibility only and should not be used
Flat Top Storey:	No
Top Storey:	0
Previous Extension:	0
Open Fireplace:	0
Walls:	Average thermal transmittance 0.23 W/m-Â°K
Walls Energy:	Very Good
Roof:	Average thermal transmittance 0.14 W/m-Â°K
Roof Energy:	Very Good
Main Heating:	Boiler and radiators, mains gas
Main Heating Controls:	Time and temperature zone control
Hot Water System:	From main system
Hot Water Energy Efficiency:	Good
Lighting:	Low energy lighting in all fixed outlets
Floors:	Average thermal transmittance 0.19 W/m-Â°K
Total Floor Area:	169 m ²

Market

House Price Statistics



10 Year History of Average House Prices by Property Type in NR15



Detached

+85.73%

Semi-Detached

+81.75%

Terraced

+74.03%

Flat

+54.55%



Whittleby Parish | Long Stratton

At Whittleby Parish, we strive to offer the best experience for all of our valued clients. We employ an experienced team and support our people with the best processes, cutting edge technology, marketing and training. We continue to improve and learn from feedback to strive to be the best at what we do and achieve.

Our proactive approach combined with advertising across four major property portals (Rightmove, Zoopla, onthemarket.com and Primelocation) as well as on social media platforms; coupled with our large database of registered applicants allows us to promote our properties to the widest target market.

With family roots still at the heart of all operations, Alex Parish ensures the original ethos and vision continues to run throughout the company's core, never comprising the personal service its reputation has been built upon.



Testimonial 1



It was a pleasure doing business with the Attleborough branch. Kept to every promise made and acted really fast. Made a stressful time far less stressful.

Testimonial 2



We asked Whittley Parish Diss to carry out a house valuation for us. Alex Parish came to do the job - he was kind, considerate and professional. The process was thorough but yet quick and easy for us. We couldn't ask for more - many thanks.

Testimonial 3



The whole team at Whittley Parish were first class from first introduction to final sale. With lots of estate agents in the Long Stratton area, this is the only one you need to know. Excellent would highly recommend.



/whittleyparishmanagementltd



/whittleyparish



/whittleyparish/?hl=en

Whittley Parish | Long Stratton

Data Quality

We are committed to comprehensive property data being made available upfront to make the home buying and selling process quicker, easier and cheaper. This is why we have partnered with Sprift, the UK's leading supplier of property-specific data.



Contains public sector information licensed under the Open Government License v3.0

The information contained within this report is for general information purposes only and to act as a guide to the best way to market your property for the asking price.

Sprift Technologies Ltd aggregate this data from a wide variety of sources and while we endeavour to keep the information up to date and correct, we make no representations or warranties of any kind, express or implied, about the completeness, accuracy, reliability, of the information or related graphics contained within this report for any purpose.

Any reliance you place on such information is therefore strictly at your own risk. In no event will we be liable for any loss or damage including without limitation, indirect or consequential loss or damage, or any loss or damage whatsoever arising from loss of data or profits arising out of, or in connection with, the use of this report.



Whittley Parish | Long Stratton

Beatrix Potter Cottage The Street Long
Stratton NR15 2XJ
01508 531331
rachel@whittleyparish.com
www.whittleyparish.com

