

FOR SALE



Abbey
Lettings & Sales



Waterman Close

Leicester, LE2 8BX




£334,750



5% Towards Your Deposit!! Immerse yourself in the pinnacle of modern living with this outstanding new build by Morris Homes. This stunning 3-bedroom semi-detached corner property establishes a fresh benchmark for contemporary sophistication. Perfectly situated in a prime location, it effortlessly combines style, practicality, and convenience, creating a harmonious living environment for its residents.

The property comprises of entrance hall, lounge, kitchen/diner, utility room and WC. To the first floor there are three bedrooms, an ensuite and a bathroom. The property also offers double glazed windows, gas central heating and a rear garden.

Don't let this remarkable semi-detached property by Morris Homes slip away. It's a genuine masterpiece of contemporary living. Reach out now to schedule a viewing and uncover the unmatched luxury of Morris Homes living for yourself.



Entrance Hall

Radiator, luxury carpet, designer light fittings, alarm control system, doors leading to the front of the property, lounge, kitchen/diner and stairs leading to landing and first floor.

Lounge 16'3" x 14'6" (4.957* x 4.438*)

Two radiators, luxury carpet, three double glazed windows, blinds, designer light fittings, TV point and door leading to the entrance hall.

Kitchen/Diner 9'4" x 15'6" (2.850 x 4.725)

Luxury vinyl flooring and a stunning new fitted kitchen comprising base and wall units, blinds, designer light fittings, worktop, sink and drainer, mixer tap over, integrated fridge/freezer, dishwasher, gas hob, oven, extractor fan, radiator, double glazed window and doors leading to entrance hall and utility room and patio doors to rear garden.

Utility Room 8'2" x 6'2" (2.500* x 1.890*)

Luxury vinyl flooring, washing machine, base and wall units, worktop, sink and drainer, mixer tap over, designer light fittings, radiator and doors leading to rear garden and kitchen/diner.

WC 4'9" x 6'1" (1.450 x 1.875)

Radiator, luxury vinyl flooring, designer light fittings, Villeroy and Boch sanitaryware comprising of pedestal wash hand basin and low-level flush toilet.

Stairs & Landing to 1st Floor

Bedroom 1 16'6" x 12'0" (5.050* x 3.670*)

Double glazed window, Hammonds fitted wardrobe, designer light fitting, radiator, TV point and luxury carpet.

Ensuite 5'3" x 6'2" (1.601* x 1.880*)

Double glazed window, designer light fittings, Villeroy and Boch sanitaryware comprising of wash hand basin, low-level flush toilet and walk-in shower, radiator and vinyl flooring.

Bedroom 2 9'6" x 7'6" (2.900 x 2.300)

Double glazed window, designer light fittings, radiator and luxury carpet.

Bedroom 3 9'6" x 7'6" (2.900* x 2.300*)

Double glazed window, designer light fittings, radiator and luxury carpet.

Bathroom 8'8" x 8'8" (2.655* x 2.647*)

Double glazed window, radiator, downlighters, luxury vinyl flooring, Villeroy and Boch sanitaryware comprising of wash hand basin and a low-level flush toilet and bath with electric shower over.

Externally

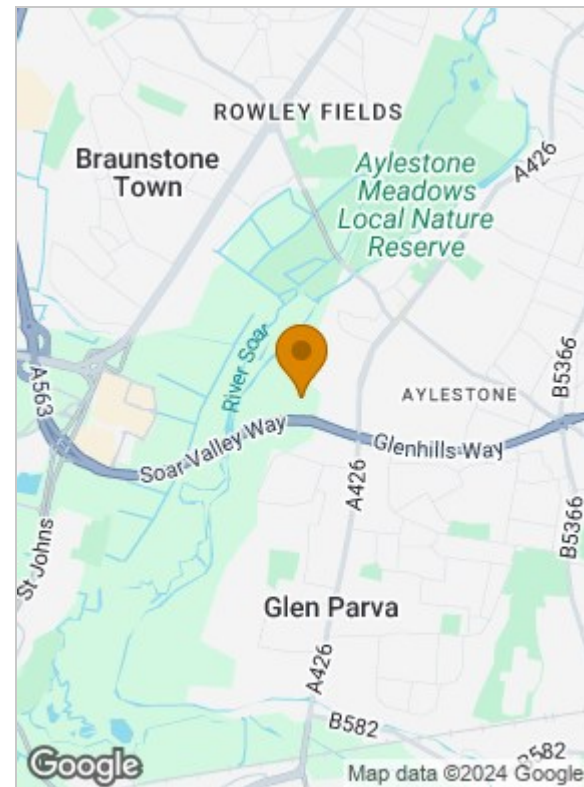
To The Front Of The Property

Slabbed path to the front door, two allocated car parking spaces and single garage.

To The Back Of The Property

There is an enclosed garden with patio area and turf area.

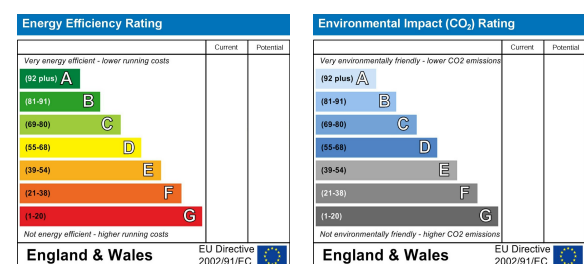
Area Map



Floor Plans



Energy Efficiency Graph



101 Buckminster Street, Leicester, Leicestershire, LE3 9AT
Tel: 01162963300 Email: enq@abbeyls.com https://www.abbeyls.com