

FOR SALE



Abbey
Lettings & Sales



Donaldson Drive

Leicestershire, LE67 2NL


£395,750



Modern luxury built by morris homes. This a breathtaking 4 bedroom detached property designed for modern comfort and style. Situated in a sought-after location, this home offers the perfect blend of luxury and functionality, with a standout features being its spacious kitchen complete with an quartz worktop and island, upgraded NEFF appliances, artico flooring and luxury carpets.

The property comprises of entrance hall, lounge, kitchen/diner, utility room and WC. To the first floor there are four bedrooms, an ensuite and a bathroom. The property also offers double glazed windows, gas central heating, a rear garden and a garage.

This stunning property by Morris Homes is a true masterpiece of modern living. Don't miss out on the opportunity to make this exceptional residence your own. Contact us today to arrange a viewing and discover the unparalleled luxury of Morris Homes living.



Entrance Hall

Radiator, Amtico flooring, light fitting, alarm control system, doors leading to the front of the property, lounge, kitchen/diner, WC, utility room and stairs leading to landing and first floor.

Lounge 11'3" x 17'10" (3.450 x 5.450)

Two radiators, luxury carpet, light fitting, two double glazed windows, TV point and door leading to the entrance hall.

Kitchen/Diner 24'4" x 14'0" (7.430 x 4.275)

Amtico flooring and a stunning new fitted kitchen comprising base and wall units, quartz worktop, sink and drainer, hot and cold mixer tap over, integrated NEFF fridge/freezer, NEFF dishwasher, gas hob, two NEFF ovens, spot lighting, extractor fan, two radiators, double glazed window and stunning double glazed bi fold doors leading to rear garden.

Utility Room 5'8" x 9'5" (1.750 x 2.875)

Amtico flooring, base and wall units, worktop, light fitting, sink and drainer, hot and cold mixer tap over, radiator and doors leading to side of the property and entrance hall.

WC 5'8" x 4'8" (1.750 x 1.440)

Towel radiator, light fitting, Amtico flooring, Villeroy & Boch sanitaryware comprising of pedestal wash hand basin and low-level flush toilet.

Stairs & Landing to 1st Floor

Bedroom 1 17'1" x 15'11" (5.230* x 4.860*)

Double-glazed window, fitted wardrobe, light fitting, radiator, TV point and luxury carpet.

Ensuite 7'11" x 4'4" (2.425 x 1.335)

Double glazed window, spotlighting, Villeroy & Boch sanitaryware comprising wash hand basin, low-level flush toilet and of walk-in shower, towel radiator, and luxury tiled flooring.

Bedroom 2 10'2" x 12'7" (3.120* x 3.860*)

Double-glazed window, built-in storage, light fitting, radiator and luxury carpet.

Bedroom 3 8'6" x 9'3" (2.605 x 2.825)

Double-glazed window, light fitting, radiator and luxury carpet.

Bedroom 4 7'11" x 9'4" (2.425 x 2.865)

Double glazed window, light fitting, radiator and luxury carpet.

Bathroom 7'3" x 6'1" (2.225 x 1.855)

Double glazed window, towel radiator, spot lighting, luxury tiled flooring, Villeroy & Boch sanitaryware comprising of wash hand basin and a low level flush toilet and bath with thermostatic shower over.

Externally

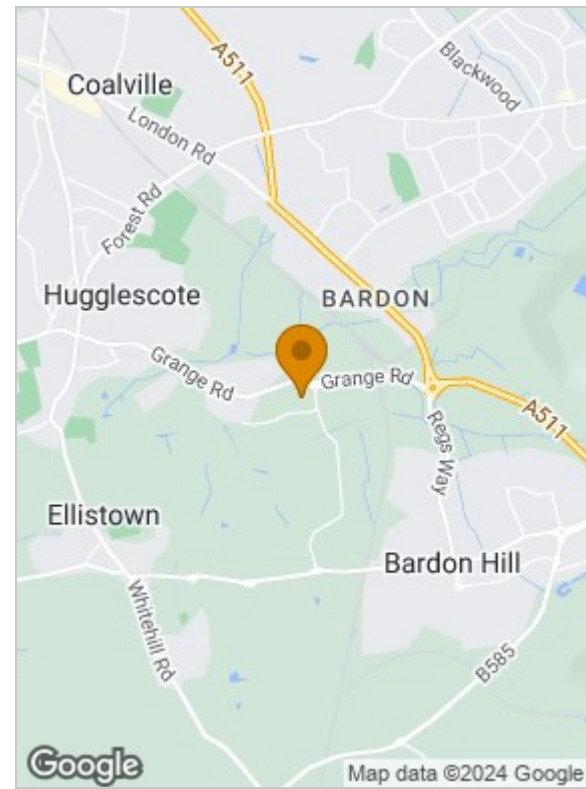
To The Front Of The Property

Slabbed path to the front door, a driveway for 2 cars to the side and single garage

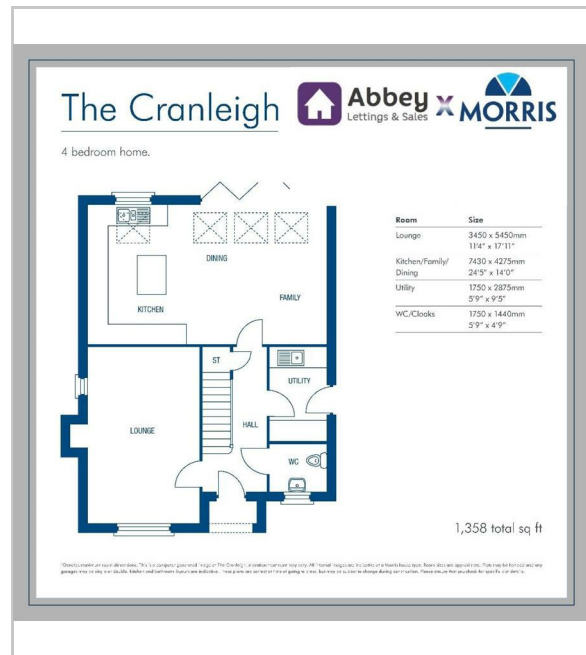
To The Back Of The Property

There is an enclosed garden with patio area and turf area.

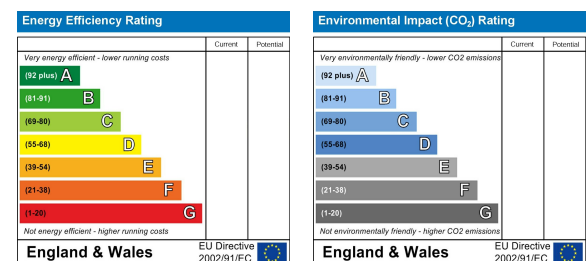
Area Map



Floor Plans



Energy Efficiency Graph



101 Buckminster Road, Leicester, Leicestershire, LE3 9AT
Tel: 01162963300 Email:
enq@abbeyls.com <https://www.abbeyls.com>