



**Larchwood Road**  
**Bury St. Edmunds, IP28 8ZT**  
**55% Shared Equity £154,000**



## Larchwood Road, Bury St. Edmunds, IP28 8ZT

A delightful detached family home offered as a 55% equity share with open planning living areas that's well presented and needs to be seen to be fully appreciated.

Located in the popular village of Red Lodge that offers several shops and a well regarded school and provides quick access to the A11 and A14 for access to Cambridge.

With a living room, kitchen/diner, a WC, three bedrooms with en-suite to master and family bathroom.

Externally there is a enclosed rear garden and two allocated car parking spaces.

### About Red Lodge:

Red Lodge is a popular and well-served village located in Suffolk, England. The village offers a range of amenities, including local shops, cafes, and a community centre. Red Lodge Primary School provides education for younger children, while secondary students typically attend nearby schools in the surrounding towns. The village is well-connected with access to transport links, making it convenient for commuters, and is surrounded by scenic countryside, offering opportunities for outdoor activities. Additionally, Red Lodge features parks and recreational spaces, enhancing its appeal for families.

### Hallway

With staircase rising to the first floor, radiator, laid wooden style flooring and door through to the:

### Living Room

Good sized living room with TV connection point, window to the front aspect and French doors out to the rear garden.

### Kitchen/Diner

Fitted with a range of matching eye and base level storage units and working surfaces over, tiled splashback areas, inset stainless steel sink and drainer with mixer tap, integrated BOSCH oven and gas burner hob with

extractor hood above. Space and plumbing for a fridge/freezer, dishwasher and washing machine. Laid wooden flooring, window to the front aspect and French doors out to the rear garden.

### WC

Low level WC and hand basin.

### First Floor Landing

With access to the airing cupboard, bedrooms and bathroom.

### Bedroom 1

Double bedroom with storage cupboard's, radiator and window to the front aspect.

### Ensuite

Ensuite comprising a concealed WC, hand basin, walk-in shower cubicle, part tiled walls, radiator and obscured window to the rear aspect.

### Bedroom 2

Double bedroom with radiator and window to the rear aspect.

### Bedroom 3

With radiator and window to the rear aspect.

### Bathroom

Three piece bathroom suite comprising a low level WC, hand basin, panelled bath with wall mounted shower, radiator and obscured window to the front aspect.

### Outside - Front

Enclosed rear garden with laid to lawn area, paved patio seating area, two timber built garden sheds and side pedestrian gate.

### Outside - Rear

Laid to lawn frontage with pathway leading up to the front entrance.

### Property Information:

Maintenance fee - £452.71 per month  
EPC - B

Tenure -Leasehold

Council Tax Band - C (West Suffolk)

Property Type - Semi-Detached

Property Construction – Standard  
Number & Types of Room – Please refer to the floorplan

Square Meters - 83 SQM

Parking – Allocated Parking

Electric Supply - Mains

Water Supply – Mains

Sewerage - Mains

Heating sources - Gas


Broadband Connected - TBC

Broadband Type – Ultrafast available,  
1800Mbps download, 220Mbps upload

Mobile Signal/Coverage – Ofcom  
suggest limited/none

Rights of Way, Easements, Covenants –  
None that the vendor is aware of

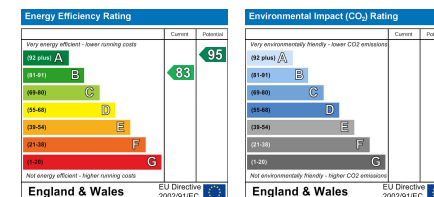
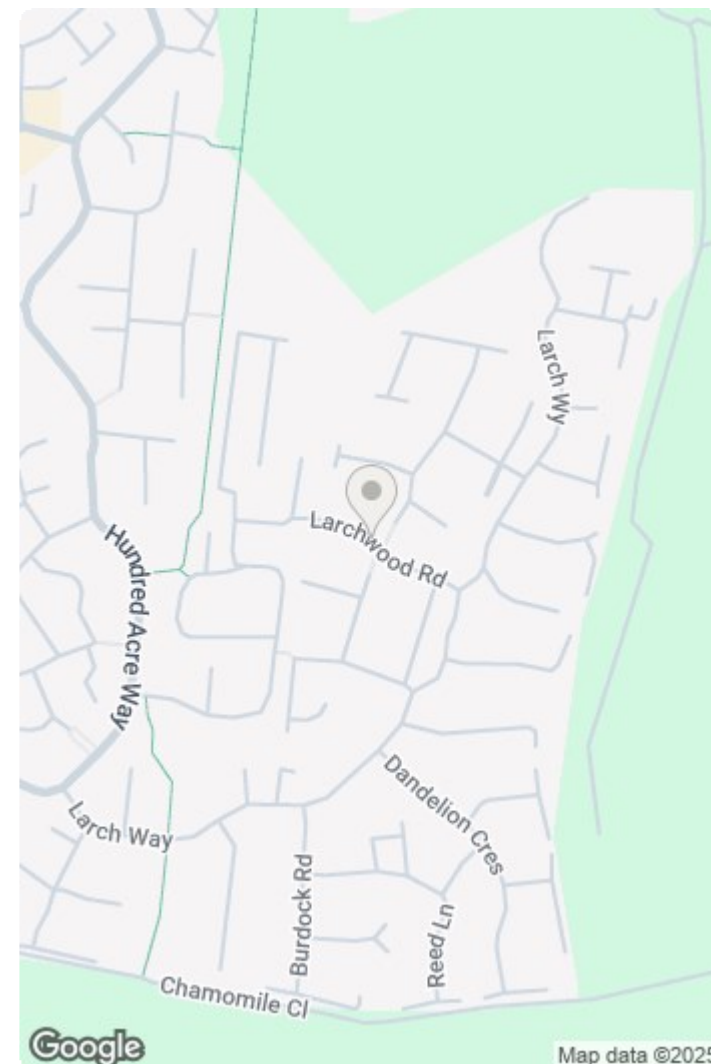




**TOTAL FLOOR AREA:** 973 sq.ft. (90.4 sq.m.) approx.

Whilst every attempt has been made to ensure the accuracy of the floorplan contained here, measurements of doors, windows, rooms and any other items are approximate and no responsibility is taken for any error, omission or mis-statement. This plan is for illustrative purposes only and should be used as such by any prospective purchaser. The services, systems and appliances shown have not been tested and no guarantee as to their operability or efficiency can be given.

Made with Metropix ©2025



This document and any marketing relating to the property has been prepared in good faith to give a fair overall view of the property and must not be relied upon as statements or representations of fact. It is suggested that undertake enquiries by inspections, survey or other investigation to ascertain the viability of any purchase. Any areas, measurements or distances referred to are given as a guide only and are not precise and no liability can be accepted for errors arising them therefrom. Photographs are not necessarily comprehensive nor current; no assumption should be made that any contents shown are included in the sale. Morris Armitage have not tested any services or equipment and nothing in these particulars should be deemed to be a statement that they are in good working order nor that the property is in good structural condition.



