



**High Street**  
**Newmarket, CB8 9DQ**  
**Guide Price £1,000,000**

## High Street, Newmarket, CB8 9DQ

A rather special and individually built detached family home set within this picturesque and highly regarded village, enjoying delightful gardens extending to around 0.5 of an acre and boasting substantial outbuildings (sizeable workshop, games/entertainment room and separate saloon with WC).

Hugely improved and cleverly extended by the current owners, this deceptive property has been finished to a high standard throughout and offers sumptuous accommodation arranged over two floors. An impressive open plan living combines with a variety of rooms to offer – spacious entrance hall, fabulous recently installed kitchen/dining room with built in appliances, living room, study, cinema room/sitting room, SIX BEDROOMS (two en-suite) and two family bathroom. Benefiting from double glazing throughout.

Externally the property offers extensive driveway, superb outside patio area with built in BBQ and raised seating area, hot tub, splendid range of outbuilding (could be used for annexe facilities) and a fully enclosed rear garden mainly laid to lawn with separate paddock land to rear.

### Entrance Hall

With staircase rising up to the first floor, radiator, wooden flooring and door leading through to the:

### Kitchen/Dining Room 26'3" x 19'4" (8.01 x 5.91)

Superbly fitted kitchen with a vast range of modern wall mounted, display and base storage cabinets with working top surfaces over, island unit with black glass hob, storage cabinets beneath and integrated wine cooler, under-mounted sink with mixer tap over, built in appliances to include double oven, dishwasher and fridge/freezer, modern log burner, wooden laid flooring throughout, space for dining table and chairs, 2 Velux sky light windows, two sets of bi-folding doors opening out onto the rear garden.

### Living Room 15'10" x 13'11" (4.85 x 4.25)

With recessed LED ceiling lights, TV connection point and wooden flooring.

### Study 11'3" x 8'0" (3.45 x 2.45)

With a range of fitted eye and base level storage units with working tops over, radiator and window to the side aspect.

### Snug/Cinema 11'7" x 10'4" (3.55 x 3.16)

With TV connection point, recessed LED ceiling lights, radiator and window to the side aspect.

### Bedroom 1 11'3" x 10'7" (3.45 x 3.24)

With window to the front aspect, radiator, carpeted flooring and door leading through to:

### Ensuite 6'0" x 4'1" (1.84 x 1.26)

With low level WC, wash hand sink basin, enclosed shower cubicle with glass door, tiled walls, heated towel rail and window to the front aspect.

### Bedroom 2 10'10" x 9'9" (3.31 x 2.98)

With window to the front aspect, radiator, carpeted flooring and fitted wardrobes.

### Bedroom 3 11'3" x 10'5" (3.45 x 3.20)

With window to the side aspect, radiator and carpeted flooring.

### Bathroom 1 10'4" x 7'4" (3.16 x 2.24)

Modern suite comprising concealed WC, hand wash basins with fixed mirror over and storage vanity surround beneath, tiled bath and large walk in shower with glass enclosure, tiled walls, tiled flooring, heated towel rail, obscured window to the side aspect.

### First Floor Landing

With access doors through to bedrooms and bathroom.

### Master Bedroom 16'9" x 14'4" (5.13 x 4.37)

With 4 Velux sky light windows, carpeted flooring, storage cupboards, TV connection point, walk in wardrobe and door through to:

### Ensuite

Comprising three piece suite with concealed low level WC, wash hand sink basin, enclosed shower cubicle with glass door, tiled walls, heated towel rail and Velux window.

### Bedroom 5 14'9" x 11'8" (4.52 x 3.56)

With window to the front aspect, radiator and carpeted flooring.

### Bedroom 6 14'7" x 11'11" (4.46 x 3.65)

With window to the front aspect, radiator and carpeted flooring.

### Bathroom 2 8'10" x 5'3" (2.71 x 1.61)

Comprising three piece suite with low level WC, wash hand basin with vanity under, bath with mixer tap and shower attachment, heated towel rail and Velux window.

### Outside - Front

Extensive gravel drive partly boarded by hedging and double gates leading to:

### Outside - Rear

Immaculately presented fully enclosed garden with extensive tiled patio with seating area, built in barbeque area and outdoor lighting. With stairs rising up lawn area bordered with a variety of shrubs and with separate paddock area to the rear.

### Outbuilding

### Bar/Games Room 19'9" x 19'1" (6.03 x 5.84)

Fitted with bi-folding doors to the side aspect, French doors to the front aspect and door leading through to the salon.

### Salon 16'0" x 14'1" (4.88 x 4.30)

With laid wooden flooring, window and door to the side aspect and door through to the:

### WC 13'9" x 3'1" (4.2 x 0.96)

With low level WC and wash hand basin.

### Storage/Workshop

With French doors to the rear aspect.

### PROPERTY INFORMATION

Maintenance fee - n/a

EPC - C

Tenure - Freehold

Council Tax Band - E (East Cambs)

Property Type - Detached house

Property Construction – Standard

Number & Types of Room – Please refer to the floorplan

Square Meters - 211 SQM

Parking – Driveway

Electric Supply - Mains

Water Supply – Mains

Sewerage - Mains

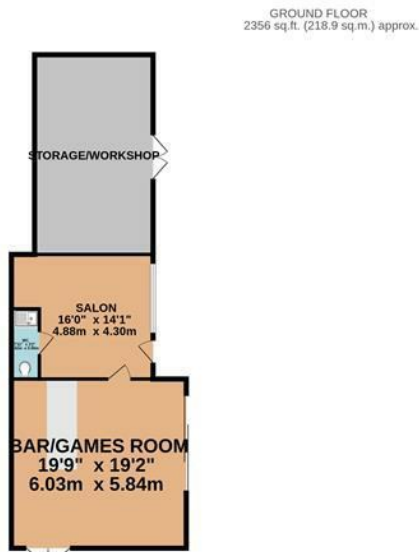
Heating sources - Oil

Broadband Connected - tbc

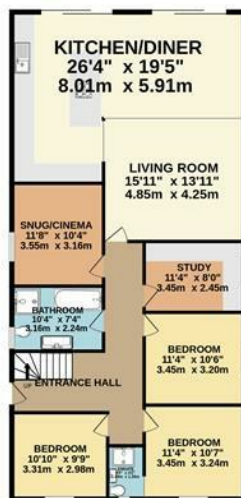
Broadband Type – Ultrafast available, 1000Mbps download, 100Mbps upload

Mobile Signal/Coverage – Good

Rights of Way, Easements, Covenants – None that the vendor is aware of



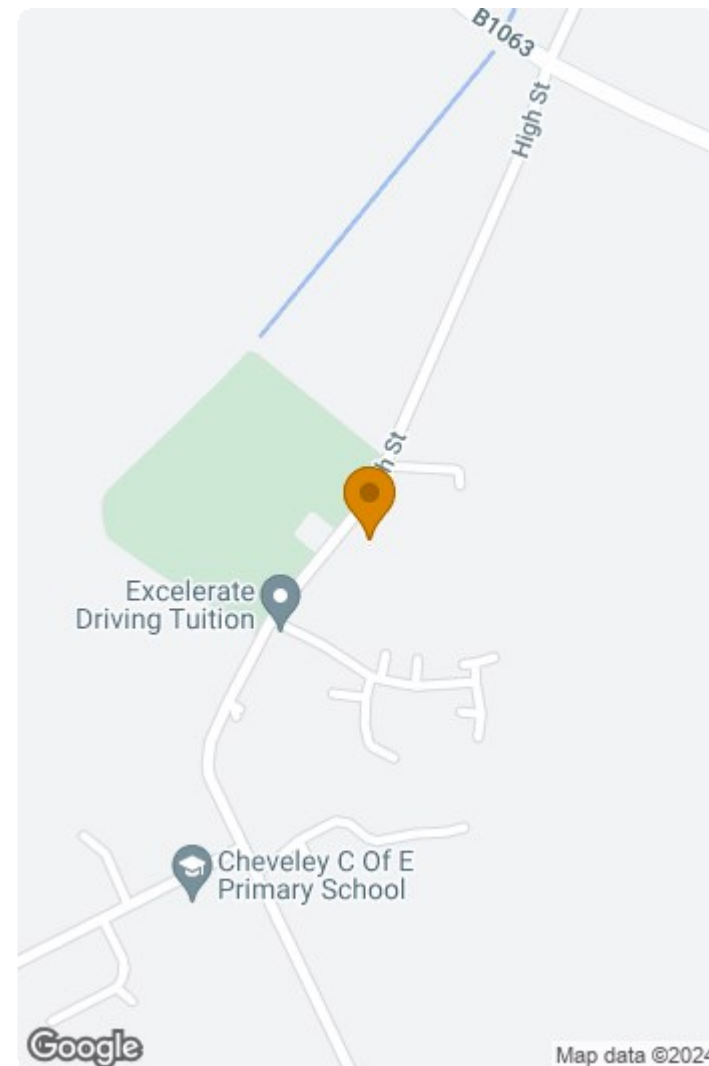
**1ST FLOOR**  
759 sq.ft. (70.5 sq.m.) approx.



TOTAL FLOOR AREA: 3115 sq.ft. (289.4 sq.m.) approx.

Whilst every attempt has been made to ensure the accuracy of the floorplan contained here, measurements of doors, windows, rooms and any other items are approximate and no responsibility is taken for any error, omission or mis-statement. This plan is for illustrative purposes only and should be used as such by any prospective purchaser. The services, systems and appliances shown have not been tested and no guarantee as to their operability or efficiency can be given.

Made with Metropix ©2023



Energy Efficiency Rating		Current	Potential
Very energy efficient - lower running costs			
A			
B			
C			
D			
E			
F			
G			
Not energy efficient - higher running costs			
England & Wales		74	77
	EU Directive 2002/91/EC		

Environmental Impact (CO <sub>2</sub> ) Rating		Current	Potential
Very environmentally friendly - lower CO <sub>2</sub> emissions			
A			
B			
C			
D			
E			
F			
G			
Not environmentally friendly - higher CO <sub>2</sub> emissions			
England & Wales			
	EU Directive 2002/91/EC		

This document and any marketing relating to the property has been prepared in good faith to give a fair overall view of the property and must not be relied upon as statements or representations of fact. It is suggested that undertake enquiries by inspections, survey or other investigation to ascertain the viability of any purchase. Any areas, measurements or distances referred to are given as a guide only and are not precise and no liability can be accepted for errors arising them therefrom. Photographs are not necessarily comprehensive nor current; no assumption should be made that any contents shown are included in the sale. Morris Armitage have not tested any services or equipment and nothing in these particulars should be deemed to be a statement that they are in good working order nor that the property is in good structural condition.

