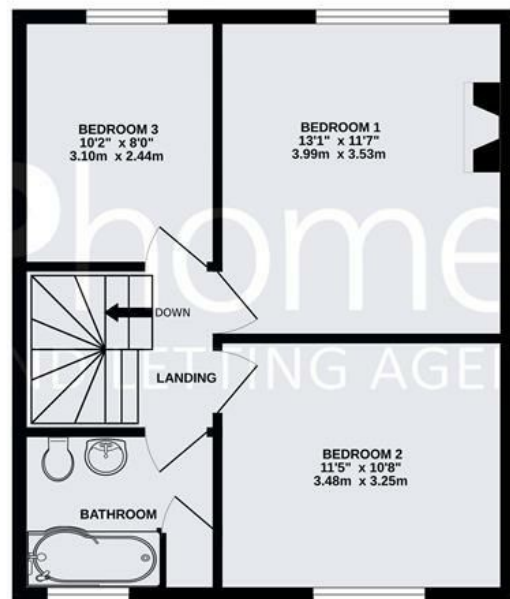
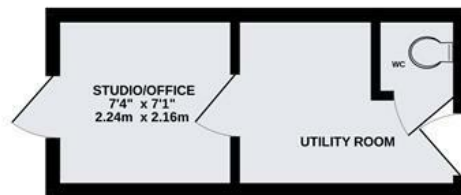
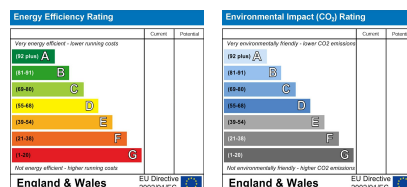


GRAND TOTAL FOR
453,600 (423,600 approx.)



APPROX AREA EXCLUDING STUDIO = 959 SQ FT
TOTAL FLOOR AREA : 1075sq.ft. (99.9 sq.m.) approx.
Plans for illustration purposes only. Intending purchasers should check measurements personally.
Made with Metropix ©2024



68 Sunnywood Drive, Haywards Heath, West Sussex, RH16 4PB

£1,775 Per Calendar Month



W psphomes.co.uk

f /PSPhomes

@PSPhomes

VIEWING BY APPOINTMENT WITH PSP HOMES

3 Muster Green South, Haywards Heath, West Sussex, RH16 4AP. TELEPHONE 01444 416999

Much care is taken in the preparation of our particulars, but we cannot guarantee the information given is accurate.
Property details are issued a general guide only and may not form any part of an offer or contract. We recommend intending purchasers check details personally.



@PSPhomes

/PSPhomes

W psphomes.co.uk

68 Sunnywood Drive, Haywards Heath, West Sussex, RH16 4PB

This Grade II listed semi-detached home is a prime example of modernist architecture and enjoys an incredibly convenient location in central Haywards Heath. There is a sizeable rear extension and a fabulous 150ft west facing garden. Offered unfurnished and available now.

The Home...

Designed by renowned Soviet architect Berthold Lubetkin - the pioneer of the modernist design movement of the 1930s - is this Grade II listed semi-detached home which sits in an established residential area to the south of Victoria Park in central Haywards Heath. This enclave of modernist homes are believed to have been built in 1936, are unique to the area and would be incredibly interesting to a purchaser keen on the Art Deco period due to its wealth of retained features.

The home maintains many original 1930s features, including Crittall windows and internal doors, and a distinctive curved concrete staircase, all set within a practical layout spread over two floors and nearly 960 sq ft of living space.

The primary living rooms are organised in an open-plan layout. Original floorboards and a modern log burner sits centrally providing the natural focal point and plantation shutters. This space interconnects seamlessly with the dining room via the 1930s bi-folding doors whilst large Crittall doors frame lovely views of the garden.

The kitchen is well-appointed and modern, offering all the necessary amenities for daily life. The original bell system remains intact and a door leads to the upper terrace and gardens beyond.

The curved staircase is a defining architectural feature, creating a sense of volume with a skylight bathing the space in a natural light.

On the first floor each of the bedrooms is a double and are served by the family bathroom.

Step Outside...

Outside, is a fabulous 150 ft west facing garden, providing ample space that is well stocked with established and pretty flowers, plants and shrubbery with a pleasing wooded backdrop. There is a garage and a garden studio providing handy storage .

At the foot of the garden there is an additional outhouse houses a brick-built, wood-fired oven.

Gated side access leads to the driveway parking and small front garden.



The Location...

Sunnywood Drive is an established residential road ideally located in central Haywards Heath, just to the south of Victoria Park, offers a great deal of convenience without the 'hustle & bustle' of the town centre. Aforementioned town centre is a 5 minute walk and offers a wide range of shopping, leisure & café facilities including The Orchards Shopping Centre, Marks & Spencer's, Hart Country Farmshop & Café, Flinders Independent coffee shop and Pure Gym. For further restaurants & bars, The Broadway is just over a half-mile distant and offers Cote Brasserie, Zizzi and a range of other independent bars including WOLFOX Coffee Roasters, Lockhart Tavern Gastropub and Orange Square. Haywards Heath station provides swift & frequent commuter services into London (Victoria/London Bridge in 47 mins), Brighton and Gatwick International Airport and is just over a mile distant.

The Finer Details...

Local Authority: Mid Sussex District Council; Council Tax Band: C - £1,884.62 for 2024/25 (For a guide only. Please contact Mid Sussex District Council for exact figures).

Permitted Tenants Fees:

Before the tenancy starts (Payable to PSPHomes 'the agent')

Holding deposit - £409.61 (one weeks rent)

Deposit - £2048.07 (five weeks rent)

The holding deposit will be refunded against the first month's rent but can be retained if the applicant withdraws from the property, fails the reference checks due to false or misleading information or fails the Right to Rent checks.

Pets considered for an extra £25pm

We believe the above information to be correct and it is provided in good faith but we cannot guarantee its accuracy.

