



Plot 4, Pattison Street, Shuttlewood, Chesterfield, Derbyshire S44 6QZ

 3  3  1  EPC B

Offers In The Region Of £249,950

PINEWOOD



**Plot 4
Pattison Street
Shuttlewood
Chesterfield
Derbyshire
S44 6QZ**



**Offers In The Region Of
£240,950**
**3 bedrooms
3 bathrooms
1 receptions**

- BEING SOLD WITH SITTING TENANT - £1000 PCM RENTAL INCOME
- HELP TO BUY AVAILABLE
- THREE STOREY
- MODERN FITTED KITCHEN
- FLOOR COVERINGS INCLUDED
- INTEGRATED NEFF APPLIANCES
- MASTER WITH EN-SUITE
- DRESSING ROOM
- FAMILY BATHROOM
- FREEHOLD

GOING UP IN THE WORLD... *IDEAL FOR INVESTORS, WITH SITTING TENANT IN SITU* - With this stunning, brand new, three bedroom semi-detached home situated over three floors.

As you arrive you will notice an attractive façade with this lovely three storey house that is set back from the road having the benefit of off street parking. Only upon internal inspection will the quality of the finish reveal itself.

The entrance hall has a nice and light feeling with solid floors for easy cleaning. there is a guest WC and some storage, the kitchen is modern and well stocked, on then to the spacious lounge with double doors that lead to the enclosed rear garden.

The first floor has 2 doubled bedrooms and a family bathroom, The second floor has a spacious master bedroom, a walk in dressing room and a superb Ensuite.

Outside has off street parking and a low maintenance garden to the rear. The property also benefits from a Verisure alarm system. a Ring style doorbell, window sensors and a security camera.

The properties also have the benefit of backed by the government help to buy scheme

Entrance Hall

To the front aspect, flooring included, giving access to all rooms and the stairs

Kitchen

7'4" x 12'9" (2.24 x 3.90)

A beautiful kitchen finished with high gloss doors and drawer fronts, complete with NEFF appliances that include a hob, oven and extractor, including a sink with quarter bowl and drainer, integrated dishwasher, plenty of worksurface, plumbing for a washing machine and room for a free standing fridge freezer. There is also a large window that brings in the natural light and a central heating radiator.

Lounge

16'3" x 14'6" max (4.97 x 4.42 max)

A spacious lounge with a lovely fitted carpet, double doors that open to the rear garden, a central heating radiator and some storage under the stairs.

WC

A guest WC on the ground floor.

Master Bedroom

16'4" x 14'6" max (5.0 x 4.42 max)

A spacious bedroom on the 2nd floor, with plush carpet, a storage cupboard, central heating radiator and access to the dressing room.

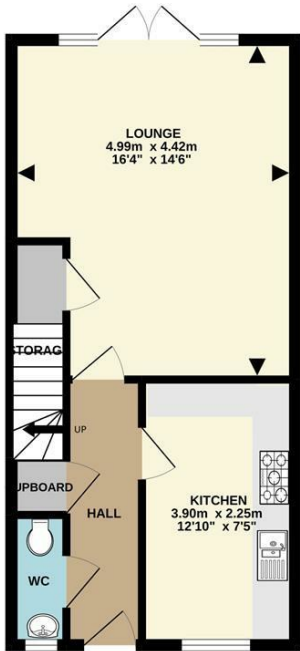
Dressing Room

9'8" x 7'5" (2.97 x 2.27)

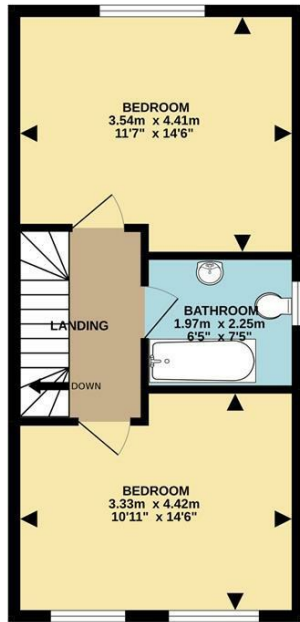
Home to a central heating boiler and having a Velux style window and fitted carpet.



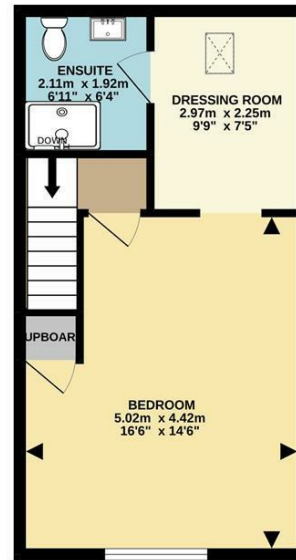
GROUND FLOOR
37.1 sq.m. (399 sq.ft.) approx.



1ST FLOOR
37.1 sq.m. (399 sq.ft.) approx.



2ND FLOOR
33.3 sq.m. (359 sq.ft.) approx.



TOTAL FLOOR AREA : 107.5 sq.m. (1157 sq.ft.) approx.

Whilst every attempt has been made to ensure the accuracy of the floorplan contained here, measurements of doors, windows, rooms and any other items are approximate and no responsibility is taken for any error, omission or mis-statement. This plan is for illustrative purposes only and should be used as such by any prospective purchaser. The services, systems and appliances shown have not been tested and no guarantee as to their operability or efficiency can be given.
Made with Metropix ©2022

Ensuite

6'10" x 6'7" (2.10 x 2.02)

With a shower cubicle, pedestal wash basin and low flush WC.

Bedroom Two

14'6" x 11'7" max (4.42 x 3.54 max)

A good size bedroom to the rear aspect with fitted carpet and central heating radiator.

Bedroom Three

14'6" x 10'10" max (4.42 x 3.32 max)

A good size bedroom with 2x windows, fitted carpet and central heating radiator.

Family Bathroom

7'4" x 6'5" (2.25 x 1.96)

A modern bathroom that has tiled splash backs, a bath tub and a mixer shower with shower screen, pedestal wash basin and low flush WC.

Outside

A new tarmac drive will be installed for off street parking, the rear has an enclosed garden with some patio stone and artificial grass for low maintenance.

NOTE

This lounge photo is from No.48 - this property will be the same but a mirror image as this plot is on the opposite side.

Property is backed by the Government Help to Buy Scheme

Energy Efficiency Rating		Environmental Impact (CO ₂) Rating	
	Current	Potential	
Very energy efficient - lower running costs			Very environmentally friendly - lower CO ₂ emissions
(92 plus) A		94	(92 plus) A
(81-91) B	85		(81-91) B
(69-80) C			(69-80) C
(55-68) D			(55-68) D
(39-54) E			(39-54) E
(21-38) F			(21-38) F
(1-20) G			(1-20) G
Not energy efficient - higher running costs			Not environmentally friendly - higher CO ₂ emissions
England & Wales	EU Directive 2002/91/EC		England & Wales
			EU Directive 2002/91/EC

Mansfield branch
24 Albert Street
Mansfield, NG1
01623 621001

Clowne branch
26 Mill Street,
Clowne, S43 4JN
01246 810519

Clay Cross branch
20 Market Street,
Clay Cross, S45 9JE
01246 251194

Chesterfield branch
33 Holywell Street,
Chesterfield, S41 7SA
01246 221039

PINEWOOD

