



7 Derwent Park Wheldrake

York, YO19 6AT

£675,000



A FABULOUS 5 BEDROOM DETACHED HOUSE SET ON A LARGE CORNER PLOT IN A CUL-DE-SAC LOCATION CLOSE TO THE CENTRE OF THIS SOUGHT AFTER VILLAGE WITHIN FULFORD SCHOOL CATCHMENT AREA. The property provides extremely spacious family living accommodation comprising hallway, cloaks/w.c., living room opening to a further sitting/dining room, superb large dining kitchen with fitted units and complimentary work surfaces, conservatory, landing, master bedroom with en-suite shower room/w.c., 4 further bedrooms and a family bathroom/w.c. To the outside is a driveway which leads to a 30' x 16' integral garage with gardens to 3 sides including a large south facing rear garden. An internal viewing of this large family home is highly recommended.

Porch

Entrance Hall

Living Room

13'5" x 12'9" (4.10m x 3.89m)

Sitting/Dining Room

22'2" x 10'2" (6.76m x 3.11m)

Kitchen Diner

24'6" x 15'7" (7.47m x 4.76m)

Conservatory

15'7" x 10'3" (4.76m x 3.14m)

First Floor Landing

Bedroom 1

13'7" x 10'5" (4.15m x 3.18m)

En-Suite

Bedroom 2

13'6" x 10'2" (4.14m x 3.12m)

Bedroom 3

12'9" x 11'4" (3.89m x 3.46m)

Bedroom 4

10'5" x 8'7" (3.18m x 2.63m)





Bedroom 5

9'4" x 8'1" (2.87m x 2.47m)

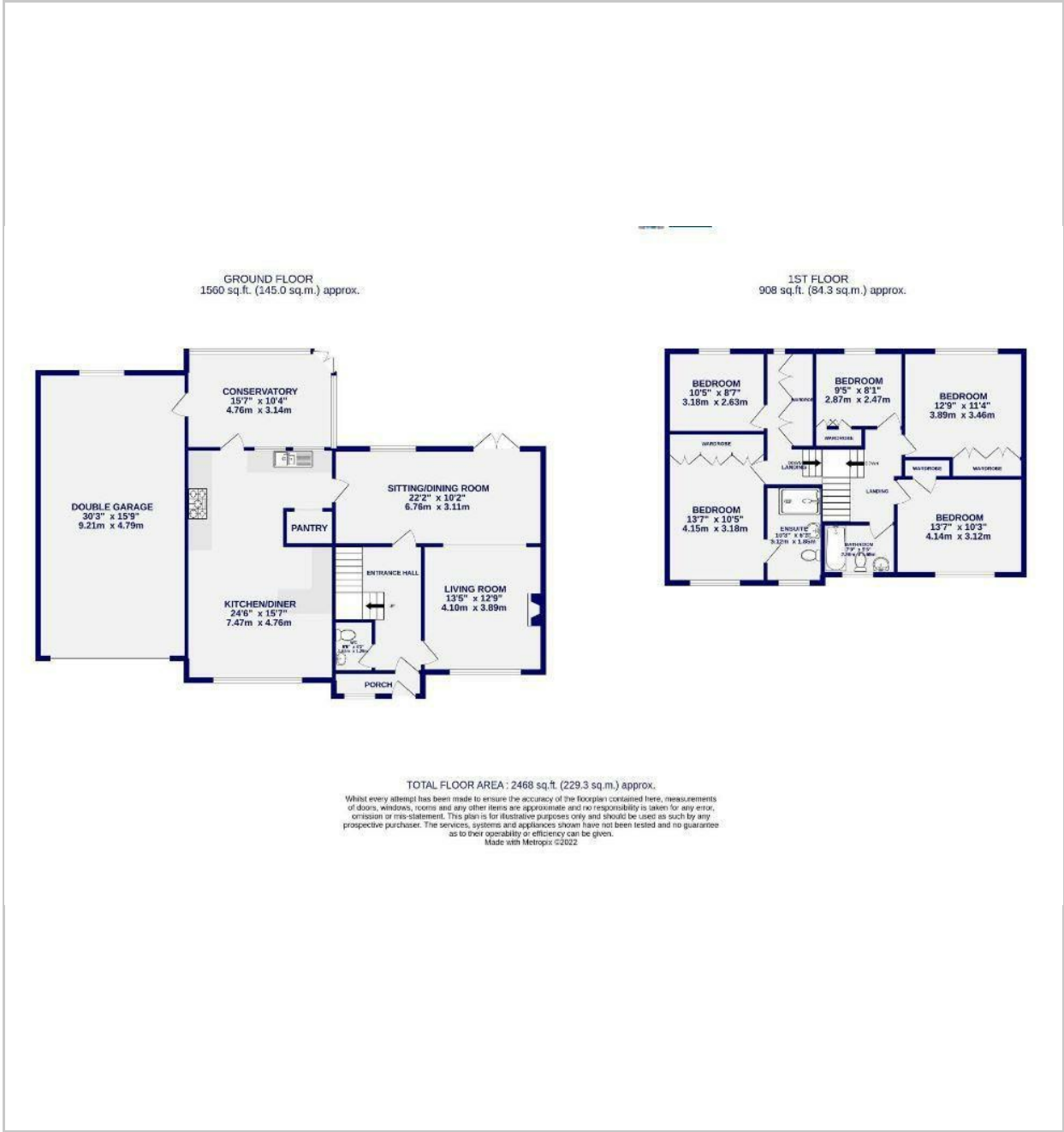
Bathroom

Double Garage

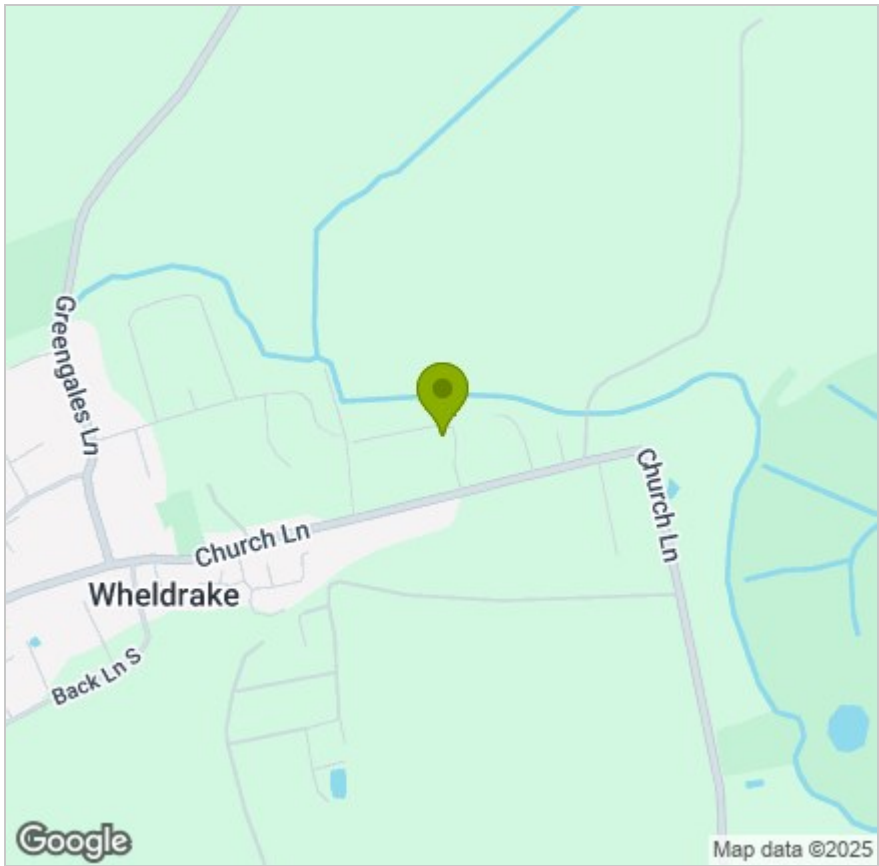
30'2" x 15'8" (9.21m x 4.79m)



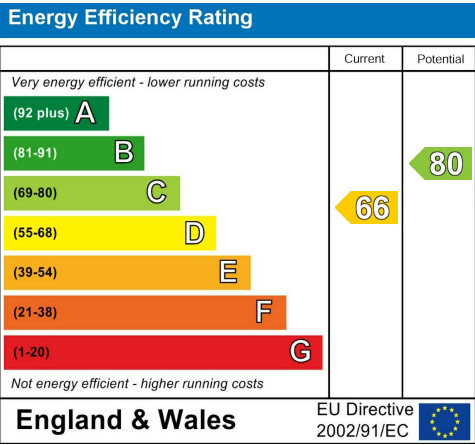
FLOOR PLAN



LOCATION



EPC



These particulars, whilst believed to be accurate are set out as a general outline only for guidance and do not constitute any part of an offer or contract. Intending purchasers should not rely on them as statements of representation of fact, but must satisfy themselves by inspection or otherwise as to their accuracy. No person in this firms employment has the authority to make or give any representation or warranty in respect of the property.