


SIGNATURE

NORTH EAST

OFFICIALLY RATED THE NO.1 ESTATE AGENT IN THE NORTH EAST





 Thorntree Drive, Whitley Bay NE25 9NR

Thorntree Drive, Whitley Bay NE25 9NR

Offers Over £78,000

Signature North East is thrilled to introduce this charming one-bedroom flat within the highly sought-after retirement development: Wilton Manse on Thornton Drive, nestled in Whitley Bay. This exquisite property features spacious rooms throughout, ensuring comfortable living. Additionally, the surrounding area offers a plethora of convenient amenities, including eateries, local medical facilities, shops, excellent transportation links to the city center, and close proximity to the stunning coastline, making it an ideal place for relaxation and retirement.

Upon entering the home, you'll be welcomed by a generously sized entrance hallway that provides access to the inviting living room, a spacious bedroom, a generous shower room, and a very convenient storage cupboard. The living room offers ample space for your desired furnishings, abundant natural light through the large window, and features a fireplace that creates a cosy ambiance. Next, you'll find the kitchen, which boasts ample storage space and is complemented by lovely wood-effect worktops, creating a casually inviting atmosphere.

Moving to the bedroom, you'll discover a bright and spacious setting that can easily accommodate a double bed and your choice of furnishings. The room is further enhanced by delightful fitted sliding wardrobes, adding both style and functionality. Completing this home is the beautifully presented shower room, equipped with a generously sized walk-in shower, toilet, and W.C.

Externally, within Wilton Manse, you will find a stunning communal landscaped garden with built-in seating areas, making it the perfect spot for relaxation and enjoying the beautiful natural views

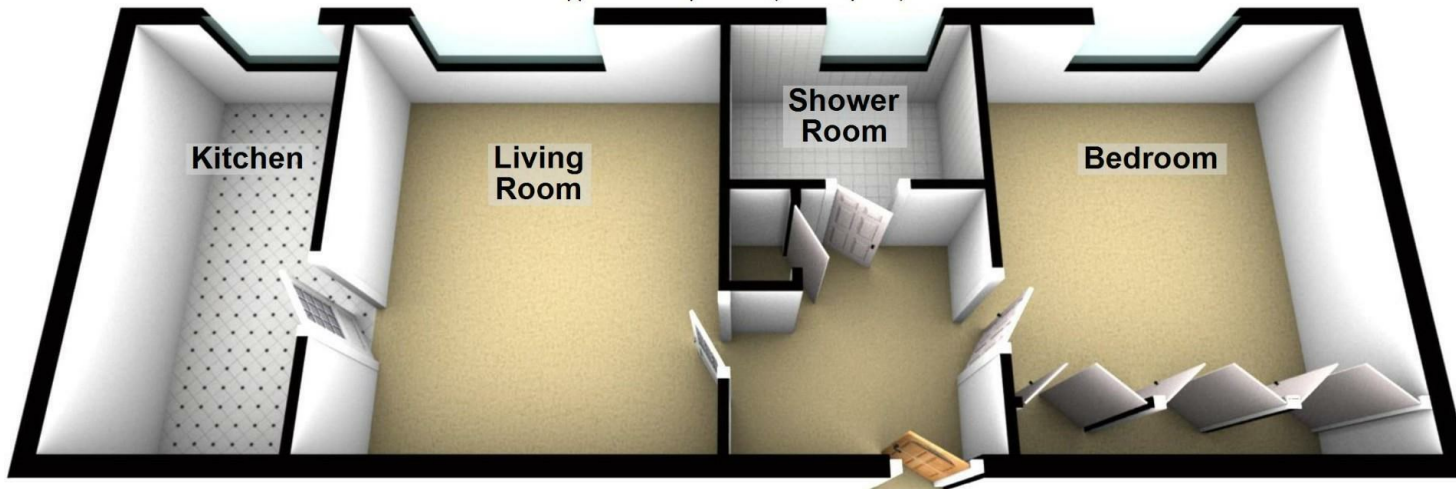


PLEASE NOTE THAT THE VENDOR HAS CERTIFIED THE PROPERTY INFORMATION AND IMAGES.

PROPERTY FLOORPLAN

Ground Floor

Approx. 51.4 sq. metres (553.0 sq. feet)



Total area: approx. 51.4 sq. metres (553.0 sq. feet)

Please be advised the floorplans are not drawn to scale and are to be used to give an idea of the layout of the property.

Plan produced using PlanUp.

Measurements:


Living Room
13'10" x 12'0"

Kitchen
13'10" x 6'10"

Bedroom
13'10" x 11'11"

Shower Room
7'10" x 5'6"

Energy Efficiency Rating

	Current	Potential
Very energy efficient - lower running costs		
(92 plus) A		
(81-91) B		
(69-80) C		71
(55-68) D		
(39-54) E	45	
(21-38) F		
(1-20) G		
Not energy efficient - higher running costs		
England & Wales		EU Directive 2002/91/EC 





More 5 Star Customer Reviews than any other Agent based in the North East on allAgents.co.uk



SALES

LETTINGS

FINANCE

LAW

WE COVER THE WHOLE OF THE NORTH EAST

Whitley Bay
0191 251 3344

Cramlington
01670 897 213

Tynemouth
0191 296 6689

Morpeth
01670 513 966

Ponteland
01661 820 082

Wallsend
0191 432 4151

Alnwick
01665 511 800

Heaton
0191 432 4275

Forest Hall
0191 266 9966

Other locations
0191 640 3523

Newcastle
0191 640 2284

Durham
0191 303 8252

Gosforth
0191 640 3523

Sunderland
0191 543 6390

Whickham
0191 432 5102

Gateshead
0191 432 4294

Jesmond
0191 281 1037

Killingworth
0191 640 3602

Ryton
0191 413 9845

Head Office &
Lettings
0191 253 4815

*Highest recommended 5-star reviews than any other Estate Agent based in the North East on allAgents.co.uk - The UK's Largest Customer Review Website for the Property Industry & Awarded Best Estate Agency 2018 & 2019 - North East England by SME News