



3 Mill View, Belper, Derbyshire, DE56 1FE

£279,950



Offered with vacant possession/ no chain. A beautifully presented and well maintained modern terrace cottage offering newly upgraded open plan accommodation having a kitchen diner, with three bedrooms, ensuite and family bathroom. Conveniently located close to Belper and its excellent amenities. There is off road parking, courtyard garden and a communal meadow. Viewing is strongly advised.



3 Mill View, Belper, Derbyshire, DE56 1FE

£279,950



Situated in the popular Mill View development, close to Belper and its excellent amenities. The accommodation comprises entrance hallway with Karndean flooring, guest WC, brand new fitted kitchen with Bosch integrated appliances, open into a dining a space with French doors opening onto the garden and a lounge. To the first floor there are three bedrooms, (principal bedroom with en-suite shower room and fitted wardrobes) and a bathroom.

The property has been newly redecorated and with brand new floor coverings. Benefitting from double glazed windows and doors and gas central heating.

To the front of the property is a double blocked paved driveway providing car parking for two vehicles and an electrical vehicle charging point. There is private access to the rear enclosed courtyard garden via a secure gate and pathway to the rear. The low maintenance garden has a paved patio, faux grass and a raised bed with a blossom cherry tree.

Situated within Belpers' conservation area, within easy walking distance of the town with its excellent schools, shopping, bars, restaurants and leisure facilities. Close to major road links to Derby and Nottingham via A38, M1 and A6, which provides the gateway to the stunning Peak District.

ACCOMMODATON

A cottage style entrance door allows access.

ENTRANCE HALL

Having a radiator, Karndean flooring, walk-in

under stairs store, wall mounted Hive central heating control and stairs leading to the first floor.

GUEST WC

Newly redecorated with panelling, and patterned tiled floor, a low flush WC, wall mounted wash hand basin and window to the front.

LOUNGE

13'7 x 11'6 extending to 23'1 (4.14m x 3.51m extending to 7.04m)

Having a stone effect fire surround housing a marble insert and hearth with a living flame gas fire. There is a T.V aerial point, column radiator, telephone point, a double glazed window to the front fitted with bespoke blinds and light oak effect flooring. Open into :

KITCHEN DINER

13'8 x 8'11 (4.17m x 2.72m)

Comprehensively appointed with a brand new range of light grey base cupboards, drawers and eye level units with wood block work surface extending to a breakfast bar and incorporating a stainless steel sink and drainer with mixer tap. Integrated appliances include Bosch electric oven, gas hob and extractor fan, Bosch dishwasher, AEG washing machine and space for a fridge freezer. There is complementary splash back tiling, inset spot lights, pendant lighting, oak effect flooring, double glazed window overlooks the rear and glazed French doors provide access. The wall mounted boiler serves the domestic hot water and central heating system is housed in a matching cupboard.

FIRST FLOOR LANDING

Having a built-in airing cupboard housing the factory lagged copper hot water cylinder and providing ample linen storage facility.

BEDROOM ONE

12'5 x 10'8 (3.78m x 3.25m)

Having a range of built-in wardrobes providing excellent hanging and storage facility, radiator, telephone point and a double glazed window to the rear.

ENSUITE

Appointed with a three piece white suite comprising: corner shower cubicle with thermostatic shower, pedestal wash hand basin and a low flush w.c. There is complementary half tiling, extractor fan, shaver point, inset spot lights and a double glazed window to the rear elevation.

BEDROOM TWO

10'3 x 10' (3.12m x 3.05m)

There is a double glazed window to the front elevation and radiator.

BEDROOM THREE

9'8 x 7' (2.95m x 2.13m)

Having a radiator, access to the roof void and a double glazed window to the front elevation.

BATHROOM

Appointed with an ivory three piece suite comprising a panelled bath with a hand held shower attachment over, pedestal wash hand basin and a low flush WC. There is complementary half tiling, radiator, shaver point, extractor fan, inset spot lights and a double glazed window to the rear.

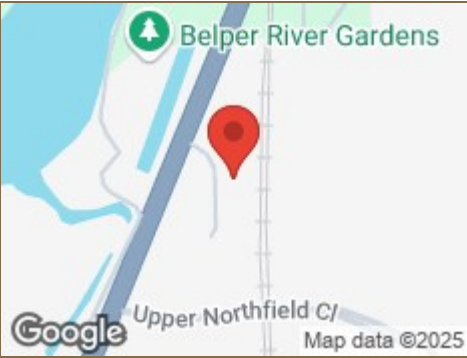
OUTSIDE

To the front of the property there is a double width driveway providing off road parking for two vehicles and an EV charging point. There is a pretty gravelled garden and an outside light. The fully enclosed rear garden is mainly paved with raised flowerbeds and fenced boundaries. There is an outside tap, external power point and lighting, and a secure path which provides access to the rear of the property.

The development enjoys communal areas including visitors car parking, planted areas and a communal meadow.



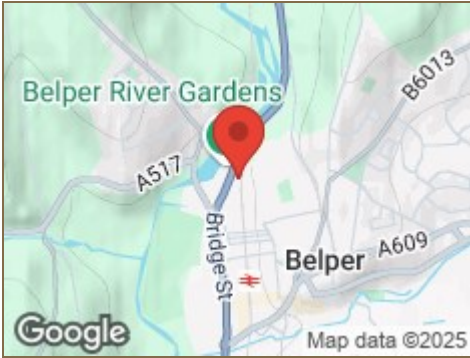
Road Map



Hybrid Map



Terrain Map



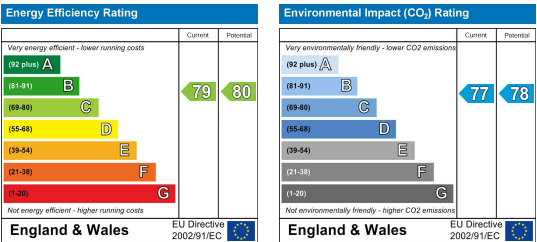
Floor Plan



Viewing

Please contact our Belper Office on 01773 880788 if you wish to arrange a viewing appointment for this property or require further information.

Energy Efficiency Graph



These particulars, whilst believed to be accurate are set out as a general outline only for guidance and do not constitute any part of an offer or contract. Intending purchasers should not rely on them as statements of representation of fact, but must satisfy themselves by inspection or otherwise as to their accuracy. No person in this firms employment has the authority to make or give any representation or warranty in respect of the property. Boxall Brown & Jones believe is being wholly transparent about referral fees received from contractors and service providers. A comprehensive list off referral fees paid to Boxall Brown & Jones can be found at www.boxallbrownandjones.co.uk