

2 HOCKERLEY LANE

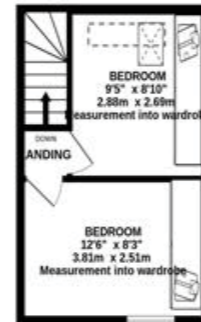
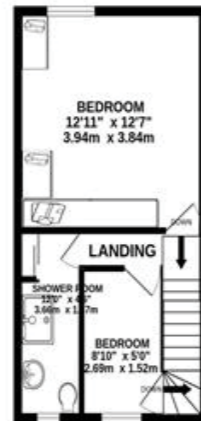
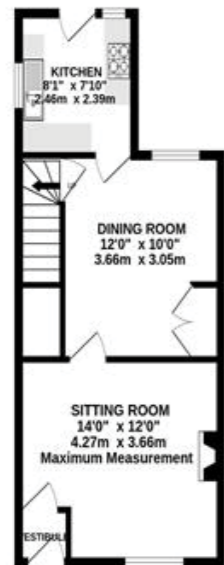
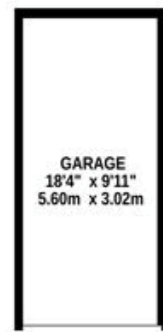
Whaley Bridge

£315,000

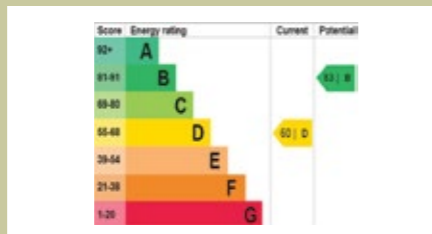
GROUND FLOOR
561 sq ft. (51.8 sq m.) approx.

1ST FLOOR
306 sq ft. (28.3 sq m.) approx.

2ND FLOOR
256 sq ft. (23.8 sq m.) approx.



TOTAL FLOOR AREA: 1125 sq ft. (104.5 sq m.) approx.
Measurements are approximate. Not to scale. Illustrative purposes only.
Made with Metropix (2023)



NOTICE
Gascoigne Halman for themselves and for the vendors or lessors of this property whose agents they are give notice that: (i) the particulars are set out as a general outline only for the guidance of intending purchasers or lessees, and do not constitute, nor constitute part of, an offer or contract; (ii) all descriptions, dimensions, references to condition and necessary permissions for use and occupation, and other details are given in good faith and are believed to be correct but any intending purchasers or tenants should not rely on them as statements or representations of fact but must satisfy themselves by inspection or otherwise as to the correctness of each of them; (iii) no person in the employment of Gascoigne Halman has any authority to make or give any representation or warranty whatever in relation to this property.

THE AREAS LEADING ESTATE AGENCY

Whaley Bridge

15, Market Street, WHALEY BRIDGE SK23 7AA

01663 719500 whaley@gascoignehalman.co.uk

gascoignehalman.co.uk



GASCOIGNE HALMAN

A NICELY PRESENTED larger than average STONE END OF TERRACE which is laid out over three floors and has TWO RECEPTION ROOMS and THREE/FOUR BEDROOMS. The property has the privilege of gardens to the front and rear and a DETACHED GARAGE. The location is popular within a short walk to the town with RAIL LINKS

- STONE END OF TERRACE WITH ACCOMMODATION OVER THREE FLOORS
- NICE AND POPULAR LOCATION CLOSE TO THE TOWN
- TWO RECEPTION ROOMS PLUS A FITTED KITCHEN

- THREE/FOUR BEDROOMS OR OFFICE
- NICELY PRESENTED THROUGHOUT
- GARDEN AREAS TO THE FRONT AND REAR PLUS A GARAGE

£315,000

2 HOCKERLEY LANE

Whaley Bridge



DESCRIPTION

A lovely bright spacious end of terrace home with exceptional accommodation which is set over three floors and is very flexible. The current owners having lovingly looked after this home and not only does it have good accommodation it also has the benefit of gardens and a very useful detached garage. Having gas central heating which is complimented by double glazing the accommodation offers an entrance vestibule which leads into the sitting room with feature fireplace, dining room plus a separate modern fitted kitchen with access to the garden/garage.

The first floor landing leads to two bedrooms, the main bedroom having fitted furniture plus there is a re-fitted shower room. The second floor provides two further bedrooms both with fitted wardrobes/cupboards. Outside there is a planted garden and steps that leads to the front door. The rear garden is enclosed with gated access to the garage. The popular town of Whaley Bridge has most day to day requirements including shops, primary schools, cafes, restaurants, rail links and the Peak Forest Canal at it's heart.

LOCATION

Set amid the rolling hills of the beautiful Peak District, Whaley Bridge is an ideal location situated in the picturesque Goyt Valley it is within close proximity to the beautiful Fernilee and Errwood reservoirs with the Peak Forest Canal at its heart. The town has a good selection of shops, public houses and restaurants. There are good commuter links to Manchester and the surrounding towns, by both rail and bus.

DIRECTIONS

SAT NAV: SK23 7AT

TENURE

To be confirmed

SERVICES (NOT TESTED)

Services have not been tested and you are advised to make your own enquiries and/or inspections.

LOCAL AUTHORITY

High Peak Borough Council - Band C

VIEWING

Viewing strictly by appointment through the Agents.

TWENTY NETWORKED OFFICES THROUGHOUT CHESHIRE, SOUTH MANCHESTER & THE HIGH PEAK



gascoignealman.co.uk

GASCOIGNE HALMAN