



## 6 Foxbury New Ash Green

- Beautifully Presented & Recently Redecorated Extended House
- Three Bedrooms
- Large Living Room
- Extended Fitted Kitchen/Diner
- Gas Central Heating
- Double Glazed Throughout
- Secluded Rear Garden
- Garage
- Conveniently Located for Local Amenities
- Viewing Highly Recommended

**£359,995**







This fabulous well presented extended end of terrace three bedroom house offers spacious living accommodation and new decor throughout. A truly loved home that has many improvements.

Step through the front door into an entrance porch that leads to a spacious living room to the front, there is a large beautiful extended fitted kitchen/dining room to rear, and a downstairs cloakroom, access to the secluded rear garden and a gate leading to the garage.

Upstairs there are three bedrooms, main bedroom with range of fitted wardrobes, there is also a family bathroom.

The property has gas central heating, double glazing throughout, secluded low maintenance rear garden with Indian sandstone paving, a garage in block to rear. Conveniently located for local amenities.







New Ash Green benefits from local facilities which include local shops, doctor and dental surgeries, health clinic, primary school and nurseries, access to grammar and secondary schools, public library. Bus services to main line railway station at Longfield offering services to London as well as a commuter coach service to London. There are road links from this area giving access to A2/M2, A20/M20, M25 and Dartford Tunnel. The major features are the close proximity to Bluewater Shopping Complex and Ebbsfleet International Station with high speed link to Paris and St Pancras International Station.

Tenure: Freehold




Council Tax Band: C

Fixtures and fittings by arrangement other than those mentioned.

Residents Society Fees and Village Association Fees apply to properties in New Ash Green, please ask for further information or contact New Ash Green Village Association directly for figures.

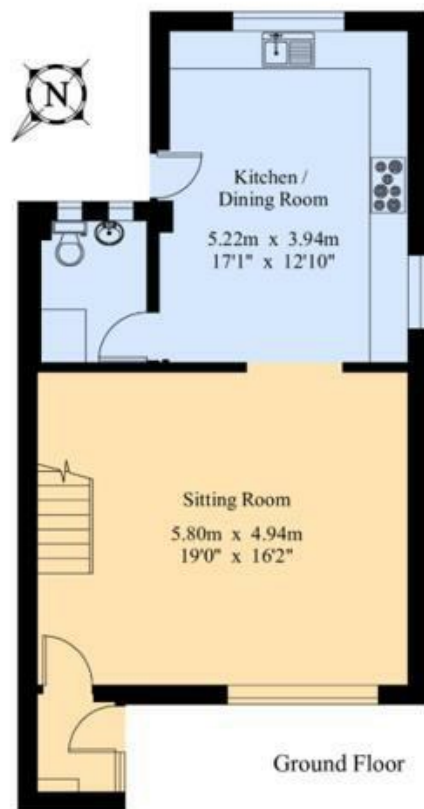






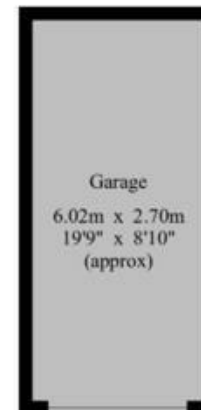
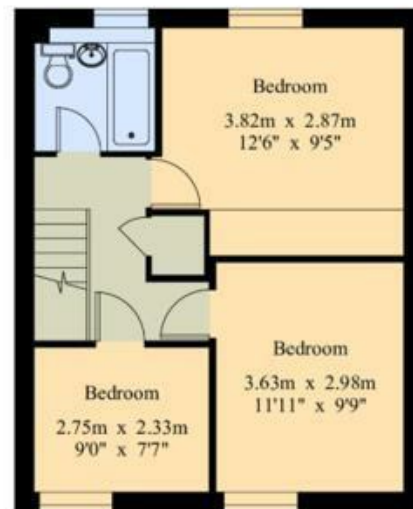






## Foxbury

Gross Internal Area : 98.9 sq.m (1064 sq.ft.)



For Identification Purposes Only.

Open: Monday-Friday 9am-5.30pm  
Saturday 9am-5pm

**4 The Row, New Ash Green  
Kent DA3 8JG**

**1 The Parade, Wrotham Road  
Meopham, Kent DA13 0JL**

**01474 815811 / 871555**

info@hartleyestates.com  
www.hartleyestates.com



Appliances and services are untested. Dimensions are approximate and floorplans are not to scale.  
Fixtures and fittings, planning and alterations, lease details if applicable, should all be verified legally.

Energy Efficiency Rating	
Current	Future
71	87
England & Wales	EU Directive 2002/91/EC