



84 Penenden New Ash Green

- Delightful End of Terrace House
- Three Bedrooms
- Spacious Lounge/Diner
- Fitted Kitchen
- Shower Room
- Gas Central Heating
- Garage at End of Garden with Drive to the Front
- No Onward Chain
- Viewing Highly Recommended
- Great Location

£345,000





Lovely three bedroom end of terrace house in a great location with the benefit of the garage and driveway at the end of the garden. The property also benefits from having no onward chain.

The entrance porch leads into a spacious lounge/diner with staircase ascending, to the rear is a fitted kitchen and rear lobby with downstairs cloakroom. Upstairs there are three bedrooms and shower room.

Other features include gas central heating with radiators, double glazing throughout, recently renewed guttering, garage roof replaced in January, porch roof replaced last year.

The property boasts a great size rear garden with garage at the end with light and driveway in front.

New Ash Green benefits from local facilities which include local shops, doctor and dental surgeries, health clinic, primary school and nurseries, access to grammar and secondary schools, public library. Bus services to main line railway station at Longfield offering services to London as well as a commuter coach service to London. There are road links from this area giving access to A2/M2, A20/M20, M25 and Dartford Tunnel. The major features are the close proximity to Bluewater Shopping Complex and Ebbsfleet International Station with high speed link to Paris and St Pancras International Station.






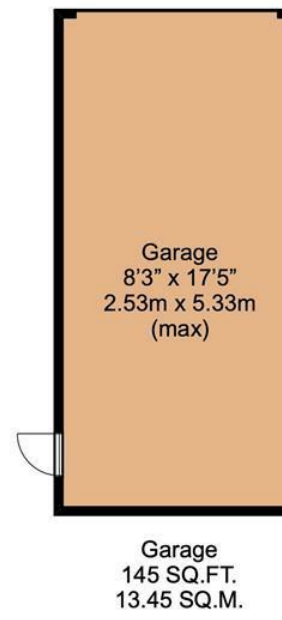
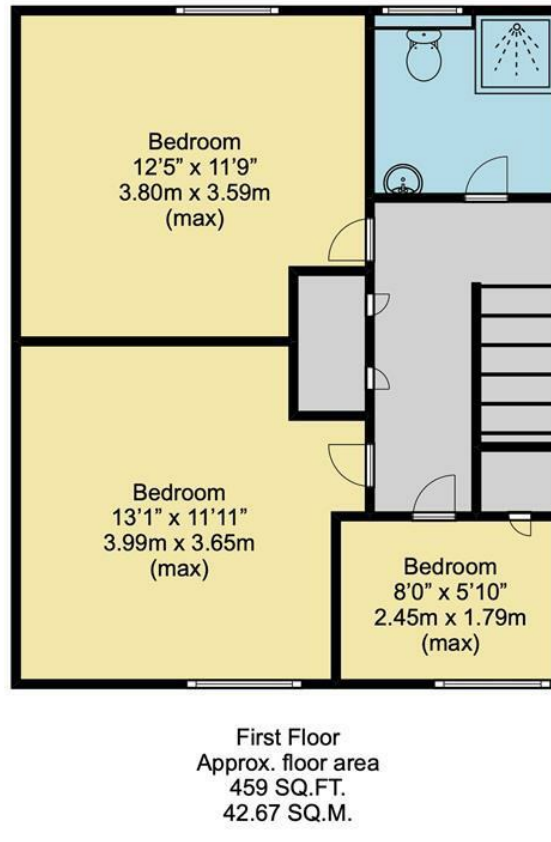
Council Tax Band: C

Fixtures and fittings by arrangement other than those mentioned.

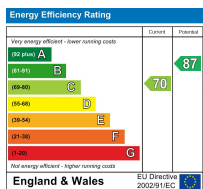
Residents Society Fees and Village Association Fees apply to properties in New Ash Green, please ask for further information or contact New Ash Green Village Association directly for figures.



Approx. total
floor area
(Excl. Garage)
935 SQ.FT.
86.94 SQ.M.



Disclaimer
This plan is for illustrative purposes only and no responsibility is taken for any error, omission or misstatement. The appliances shown have not been tested and no guarantee as to their operability or efficiency can be given. Measurements have been added as a guide to prospective buyers only, are not precise, not to scale, may have been taken from the widest area and may include wardrobe / cupboard space. Garages and outbuildings may not be represented in their actual location in relation to the property. Compass point, measurements and total areas should be considered inaccurate and checked as no guarantee is given to their accuracy. Buyers are strongly advised to take their own measurements and compass bearing.



Appliances and services are untested. Dimensions are approximate and floorplans are not to scale. Fixtures and fittings, planning and alterations, lease details if applicable, should all be verified legally.

Open: Monday-Friday 9am-5.30pm
Saturday 9am-5pm

**4 The Row, New Ash Green
Kent DA3 8JG**

**1 The Parade, Wrotham Road
Meopham, Kent DA13 0JL**

01474 815811 / 871555

info@hartleyestates.com
www.hartleyestates.com

