

Spalding Road

Gosberton, Spalding

An exclusive development of 1, 2, & 3 bedroom bungalows





Spalding Road, Gosberton

An exclusive residential development of brand new bungalow's with a variety of styles available designed to meet the needs and desires of a variety of buyers. This exceptional site offers a truly unique opportunity with purely Bungalow's only being built, all conveniently located on the edge of the popular village of Gosberton.

D&R Homes

D&R Homes build to a high quality specification, offering buyers the opportunity to put their own personal taste into the property through offering a variety of options in finalising Kitchen and Bathroom colours. They also offer a selection of flooring options, all of course subject to build stage. Style's of homes available will range from one & two bedroom semi detached bungalows to three bedroom detached bungalows with integral or detached garages, dependant on the type of bungalow.

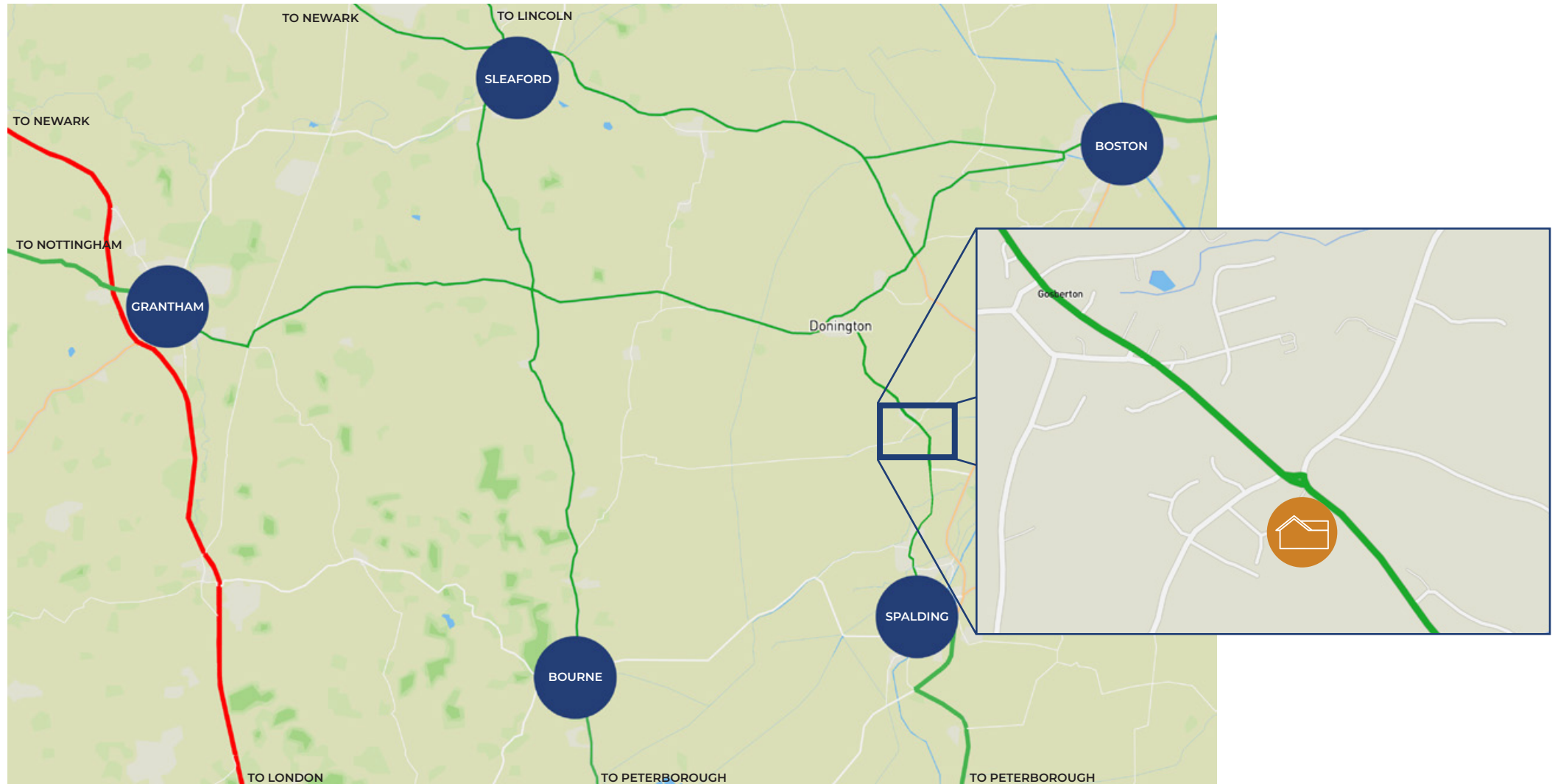
About Gosberton

Gosberton to many is seen as a quiet, friendly village ideally positioned in between two major connecting roads being the A52 and the A16.

The village itself offers important amenities to include a co-op shop, butchers and a doctor's surgery to name a few. Nearby neighbouring larger towns and settlements include: Spalding 6 miles, Boston 11 miles, Sleaford 17 miles, Grantham 23 miles & the cathedral city of Peterborough being 26 miles away.






Both Grantham and Peterborough boasting main line rail links direct to London Kings Cross in under 1 hr.

Gosberton being located along the east side of Lincolnshire, also has good access links to major coastal towns with Hunstanton, Norfolk being only 45 miles away.



Site Plan



Style	Type	Beds
 Type A	Semi	1
 Type B	Semi	2
 Type C	Detached	2
 Type D	Detached	3
 Type E	Detached	3



Plots 4, 5, 6, & 7





Plots 18, 19, & 21 to 28





Plots 9 to 12





Plots 13, 14, & 17





Plots 1, 15, 16, & 20





01775 717360



spalding@pygott-crone.com

Please Note

Individual properties may vary from the information shown here. All sizes are approximate and should not be used to measure for furnishings.

Please refer to the site map for plot numbers for the house type. The dimensions are taken from the architect's plans and should not be used as a basis for the purchase of furnishings. Individual properties may vary from illustrations shown. This information is for guidance only and does not form part of a contract.

There is a site management company, and charge per year. Talk to us about costs.



D&R HOMES