



29 Cavendish Drive, Locks Heath, SO31 6BN


Offers In Excess Of £225,000



Cavendish Drive |
Locks Heath | SO31 6BN
Offers In Excess Of £225,000

W&W are pleased to offer for sale this two double bedroom coach house. The property boasts two bedrooms, lounge/dining room, kitchen & modern main bathroom. The property also enjoys a carport providing parking for vehicles.

Cavendish Drive is situated off of Lockwood Road, just a short stroll from the amenities of Locks Heath Centre including a large Waitrose and a variety of eateries. The A27, M27 & Swanwick train station are all easily accessible.





Well presented two double bedroom freehold coach house

No chain ahead

Spacious lounge/dining room with built in storage cupboard & double doors opening out onto the balcony

Balcony enjoying views of greenery to the front

Modern kitchen boasting built in oven, hob, fridge freezer & space for washing machine

Main bedroom benefitting from built in wardrobes

Guest bedroom with window to the rear

Modern bathroom comprising three piece white suite & attractive wall tiling

Carport providing parking for vehicles

Outside storage cupboard

Estate management charge approx. £240 PA

ADDITIONAL INFORMATION

Property construction - Traditional brick built

Electricity supply - Mains

Water supply - Mains

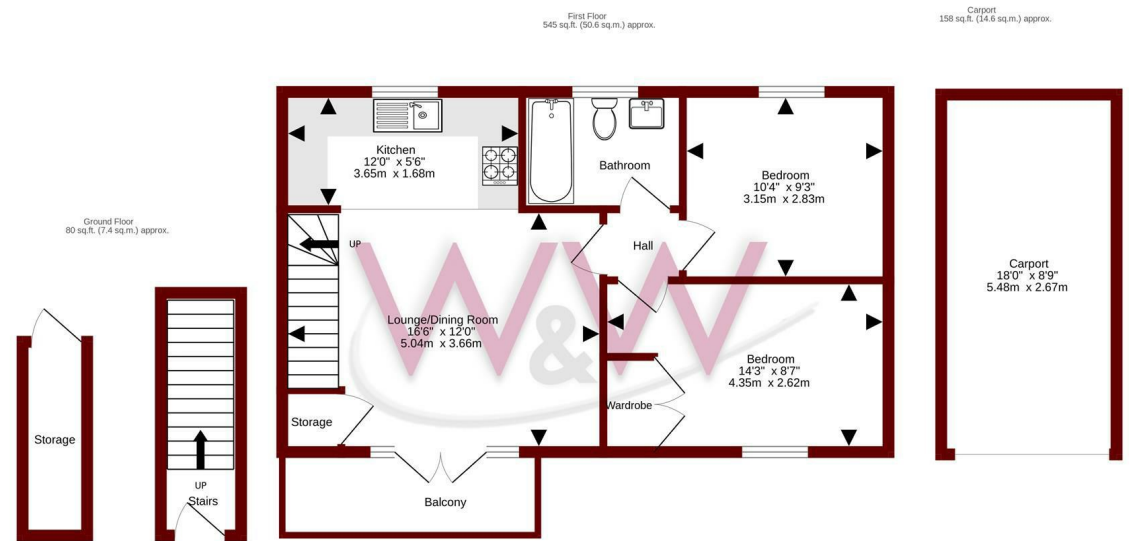

Sewerage - Mains

Heating - Gas central heating

Broadband - There is broadband connected to the property and the seller informs us that this is supplied by Sky

Please check here for potential broadband speeds - <https://www.openreach.com/fibre-broadband>

The current seller informs us that they have mobile signal and are no current black spots. Please check here for all networks - <https://checker.ofcom.org.uk/>



TOTAL FLOOR AREA : 783 sq.ft. (72.7 sq.m.) approx.

Whilst every attempt has been made to ensure the accuracy of the floorplan contained here, measurements of doors, windows, rooms and any other items are approximate and no responsibility is taken for any error, omission or mis-statement. This plan is for illustrative purposes only and should be used as such by any prospective purchaser. The services, systems and appliances shown have not been tested and no guarantee as to their operability or efficiency can be given.

Made with Metropix ©2025

Energy Efficiency Rating		
	Current	Potential
Very energy efficient - lower running costs		
(92 plus) A		95
(81-91) B		
(69-80) C		
(55-68) D		
(39-54) E		
(21-38) F		
(1-20) G		
Not energy efficient - higher running costs		
England & Wales	EU Directive 2002/91/EC	

Council Tax Band - B

Tenure - Freehold

Current EPC Rating - C

Potential EPC Rating - A

20e Bridge Road

Park Gate

Southampton

Hampshire

SO31 7GE

01489 577990

parkgate@walkerwaterer.co.uk

www.walkerwaterer.co.uk