



497A Whitehall Road

, Bristol, BS5 7DA

£1,450



*** PLEASE READ DO NOT PHONE If you are interested in viewing this property please send us an alert through Rightmove / Zoopla using the Email Agent/request details option on their site. We will then respond with a brief questionnaire. On receipt, we will then contact you. Well Presented Terrace Home With Accommodation Comprising Entrance Hallway, Lounge Kitchenette, Down Stairs WC, Two Bedrooms and Office / Dressing Room. On The First Floor Along With The Bathroom, Master Loft Bedroom With Small Dressing Area And En Suite Shower Room, Gardens To The Rear, Double Glazed And A Gas Central Heating System.



Hallway

Entrance door leading to the hallway, double glazed window overlooking the front, radiator, laminate flooring, built in storage cupboard with space for tumble dryer.

WC

Double glazed window overlooking the front, WC, wash hand basin with cupboard under, tiled flooring and tiled splash backs.

Lounge Kitchenette

Double glazed patio doors leading to the rear garden, laminate flooring, useful storage cupboard with plumbing for a washing machine, radiator, selection of wall and base units with work surfaces over, single drainer sink unit tiled splash backs, four ring electric hob, oven and extractor hood.

Landing

Further stairs to the second floor.

Bedroom 2 8'5" x 11'0" (2.58m x 3.37m)

Two double glazed windows to the front, radiator, power points, built in wardrobes,

Office / Dressing Room 8'1" x 8'11" (2.47m x 2.72m)

Double glazed window overlooking the rear, radiator, power points, built in wardrobes,

Bathroom 6'0" x 4'7" (1.83m x 1.40m)

Bath with shower screen and shower over, tiled flooring, tiled splash backs, WC, wash hand basin with cupboards under, towel rail radiator.

Bedroom 1 8'3" x 10'0" (2.53m x 3.06m)

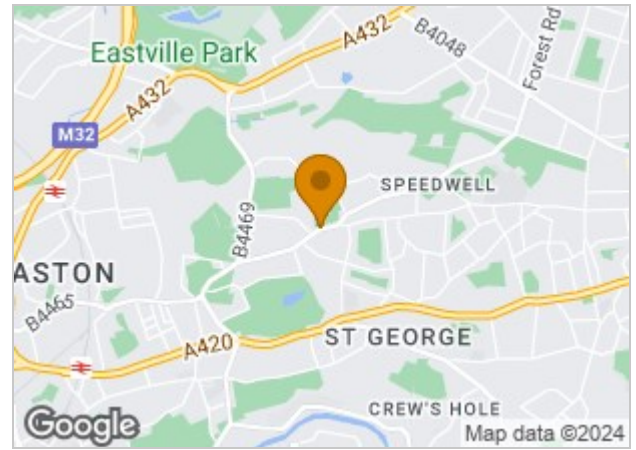
Double glazed window overlooking the rear, radiator, power points. There is a dressing area with built in wardrobes, Velux window.

En Suite


Shower cubicle, towel rail radiator, tiled flooring, tiled splash backs, WC wash hand basin.

Garden

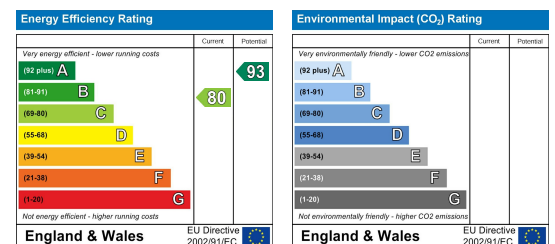
Area Map



Floor Plans



Energy Efficiency Graph



These particulars, whilst believed to be accurate are set out as a general outline only for guidance and do not constitute any part of an offer or contract. Intending purchasers should not rely on them as statements of representation of fact, but must satisfy themselves by inspection or otherwise as to their accuracy. No person in this firm's employment has the authority to make or give any representation or warranty in respect of the property.