



**Bramley House 4 Kirkby Close, Southwell,
NG25 0DG**

Guide Price £650,000

Tel: 01636 816200

 **RICHARD
WATKINSON
PARTNERS**

Surveyors, Estate Agents, Valuers, Auctioneers

- A Handsome Period Home
- Feature Garden Room
- Mature 0.275 Acre Plot
- 4 Double Bedrooms
- 3-Car Drive, Plus Double Garage and Shed
- Large Dining Kitchen
- Reception Room With Conservatory
- Flexible Family Room/Study
- 2 Bathrooms, Utility
- Delightful Gardens (Former Orchard)

A rare and exciting opportunity to purchase this handsome period home in a quiet private setting, originally in Victorian times at the centre of one of Southwell's well known fruit farms and extended over the years to now offer an excellent level of accommodation extending to approximately 2000 square feet.

Bramley House is a fine period home, full of character and charm and offering versatile, well-proportioned living accommodation, ideal for families including an entrance porch and hallway, a large reception/music room and a study or playroom.

No doubt the hub of the home is the large dining kitchen, fitted with a range of granite topped cabinets and including a feature period style fireplace and open plan to the dining area. This area was enhanced further in around 2004 with the addition of a superb garden room with feature vaulted ceiling and log-burner plus French doors onto the gardens.

A useful utility room, conservatory and a 3-piece shower room complete the ground floor. Arranged off a lovely landing with reading area are 4 double bedrooms and the main bathroom.

The plot is a particular feature of the property, extending to approximately 0.275 acres including driveway parking leading to the double garage with further garden buildings beyond. The main garden enjoys a favoured south-westerly aspect and is beautifully landscaped to include mature lawns, patio seating areas, a variety of fruit trees and a feature pergola drenched in scented honeysuckle. The property is situated in a quiet and convenient location.

Viewing is highly recommended.

ACCOMMODATION

A part glazed entrance door at the southern aspect of the property leads into the entrance porch.

ENTRANCE PORCH

With glazed windows, tiled flooring and a part glazed door into the entrance hall.

ENTRANCE HALL

With tiled flooring, a spindled and balustraded staircase rising to the first floor, central heating radiator and doors to rooms including a glazed door into the sitting room/music room.

RECEPTION ROOM/MUSIC ROOM

A large room which extends the full width of the property, currently used as a music room with engineered oak flooring, dado rail, two central heating radiators, double glazed French doors leading into the gardens and double glazed French doors leading into the conservatory. The focal point of this room is a decorative Adam style fireplace housing an open fire.

CONSERVATORY

Of timber construction with a pitched polycarbonate roof with double glazed French doors and window units plus decorative tiled flooring.

FAMILY ROOM/STUDY

A large versatile room with a central heating radiator and single glazed windows to both the front and rear elevations.

KITCHEN

Fitted with a range of oak fronted base and wall units with cupboards and drawers, granite worktops and an inset ceramic 1 1/2 bowl single drainer sink with mixer tap. Integrated appliances including a fridge freezer and an integrated dishwasher plus a recess for a range style cooker with granite splashback and chimney hood extractor over. A Rangemaster cooker with five burner hob is included in the sale. There is a double glazed window to the rear aspect, with the kitchen and dining area being open plan.

DINING AREA

A well proportioned space with tiled flooring throughout, two central heating radiators, corncicing to the ceiling, picture and dado rail plus double glazed French doors leading onto the gardens. Separating this dining space from the garden room is a chimney breast housing a period cast iron fireplace with a living flame gas fire.

GARDEN ROOM

A superb extension to the side of the property with tiled flooring and a feature vaulted ceiling with high level skylight, central heating radiator and a feature arched stained glass double glazed window to the gable. There are double glazed French doors onto the gardens plus a large floor standing log burner within a feature exposed chimney breast. This room includes a useful range of wall-to-wall fitted cupboards providing excellent storage.

UTILITY ROOM

Usefully located adjacent to the kitchen and including a fixed worktop with space beneath for two appliances including plumbing for a washing machine. Tiled flooring, built-in wall-to-wall storage, a single glazed window and a part glazed door to the outside. The utility houses the Worcester combination boiler.

Power is also supplemented by 18 solar PV panels.

GROUND FLOOR SHOWER ROOM

Fitted in white with a low level toilet and a pedestal wash basin with hot and cold taps. There is a quadrant shower enclosure with glazed sliding doors, mermaid boarding and mains fed shower. Tiled flooring, radiator, tiling for splashbacks and a uPVC double glazed obscured window.

FIRST FLOOR LANDING

A lovely galleried style landing with a central heating radiator and a double glazed sliding sash window overlooking the gardens.

BEDROOM ONE

A good sized double bedroom with a central heating radiator, a double glazed sliding sash window to the front aspect, a decorative cast iron period fireplace and a range of built-in wardrobes with hanging rails and storage above.

BEDROOM TWO

A good sized double bedroom currently used as an Art Studio with a central heating radiator and a double glazed sliding sash window to the front aspect.

BEDROOM THREE

A good sized double bedroom with a central heating radiator, a corner wash basin with hot and cold taps and a double glazed window to the rear aspect.

BEDROOM FOUR

A double bedroom with a central heating radiator and double glazed windows to both the rear and side elevations. There is a corner wash basin with hot and cold taps plus an airing cupboard housing the foam insulated hot water cylinder with slatted shelving above.

BATHROOM

Fitted in white with a three piece suite including a close coupled toilet and a 'P' shaped shower bath with glazed shower screen and mains fed power shower plus additional spray hose. There is a pedestal wash basin with hot and cold taps plus tiled splashbacks, tiled flooring, an extractor fan, a chrome towel radiator and a uPVC double glazed obscured window to the rear aspect.

DRIVEWAY AND DOUBLE GARAGE

A driveway to the rear of the plot provides parking for several vehicles and leads to the brick built double garage with up-and-over door.

Adjacent to the garage is a useful brick built shed with power and water supply.

GARDENS


The property occupies a wonderful, mature plot extending to approximately 0.275 acres, the primary garden enjoying a favourable south westerly aspect and including shaped lawns and patio seating areas, brick built BBQ, feature fountain and an array of mature plants and trees including Bramley and other apple trees, Conference pear and almond, established roses, lilac and a pergola with scented honeysuckle.

COUNCIL TAX

The property is registered as council tax band F.

VIEWINGS

By appointment with Richard Watkinson & Partners.







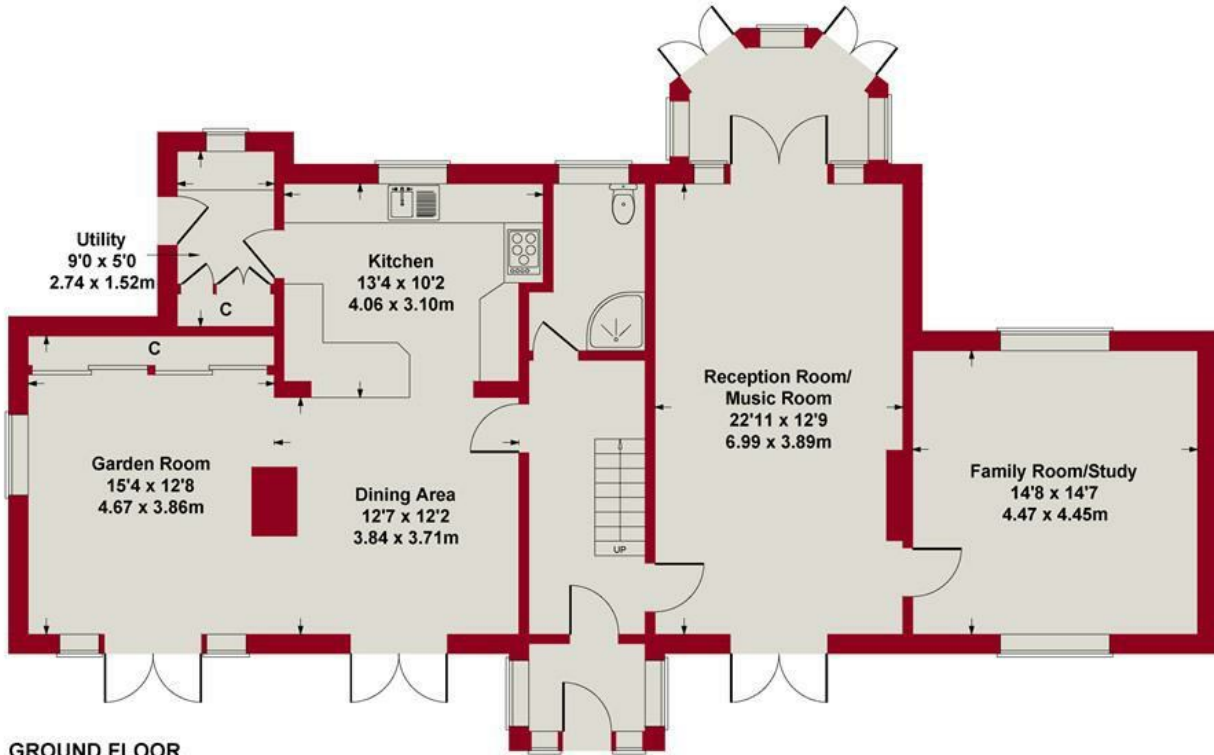




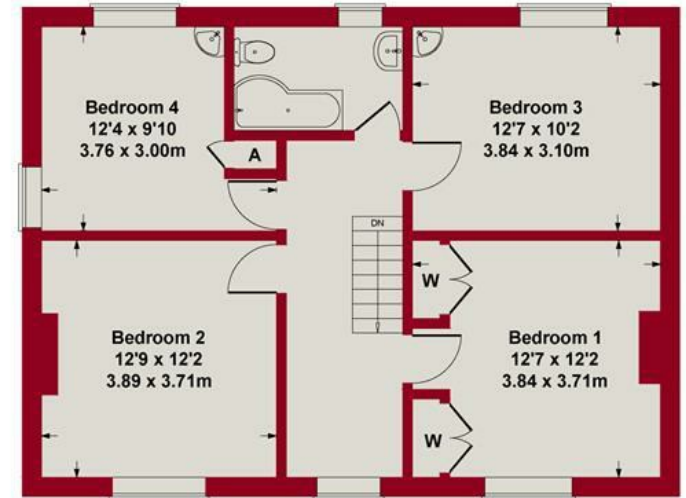




Approximate Gross Internal Area
2037 sq ft - 189 sq m



GROUND FLOOR

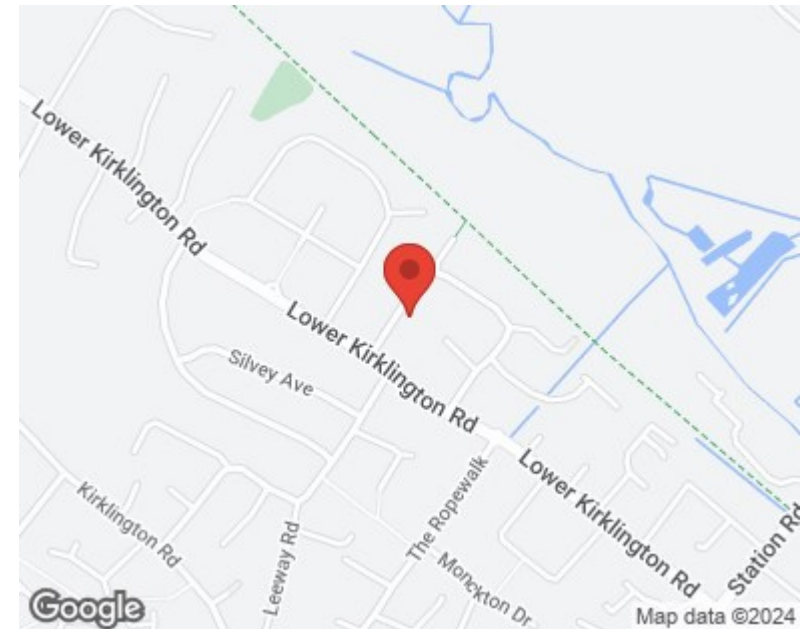
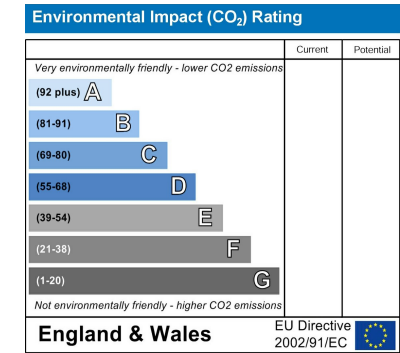
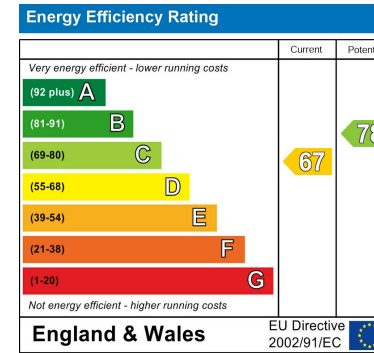


FIRST FLOOR

Whilst every attempt has been made to ensure the accuracy of the floor plan contained here, measurements of doors, windows, rooms and any other items are approximate and no responsibility is taken for any error, omission, or mis-statement. This plan is for illustrative purposes only and should be used as such by any prospective purchaser or tenant. The services, systems and appliances shown have not been tested and no guarantee as to their operability or efficiency can be given.

Copyright V360 Ltd 2024 | www.houseviz.com





These particulars, whilst believed to be accurate are set out as a general outline only for guidance and do not constitute any part of an offer or contract. Intending purchasers should not rely on them as statements of representation of fact, but must satisfy themselves by inspection or otherwise as to their accuracy. No person in this firm's employment has the authority to make or give any representation or warranty in respect of the property. Any fixtures and fittings not mentioned in these details are excluded from the sale price. No services or appliances which may have been included in these details have been tested by the selling agent and therefore cannot be guaranteed to be in good working order.

As part of the service we offer we may recommend ancillary services to you such as mortgage advice, solicitors and surveyors which we believe will help with your property transaction. We wish to make you aware that should you decide to proceed we may receive a referral fee or equivalent. This could be a fee, commission, payment or other reward. We will not refer your details unless you have provided consent for us to do so. You are not under any obligation to provide us with your consent or to use any of these services. You are also free to choose an alternative provider.

Thinking of selling? For a FREE no obligation quotation call 01636 816200



Richard Watkinson & Partners is the trading name of Richard Watkinson Ltd.
Registered in England. Ltd Registration number: 07140024

20 King Street,
Southwell NG25 0EH
Tel: 01636 816200
Email: southwell@richardwatkinson.co.uk



Surveyors, Estate Agents, Valuers, Auctioneers